

»Jewelry that writes«

élysée

Pens: Identification, History, Gallery

by N. Dean Meyer



Die élysée-Kollektion, die wir Ihnen hier vorstellen, informiert Sie über ein richtungsweisendes Programm exklusiver Lösungen. Der besondere Qualitätsmaßstab ist das gemeinsame Kennzeichen aller Artikel, die in der individuellen Gestaltung äußerst vielfältig sind.
So bietet Ihnen élysée die Möglichkeit, Ihrem Kunden Produkte anzubieten, die sich durch gleichbleibend hohen Standard in Fertigung, Funktion und eleganter Form auszeichnen. élysée-Artikel sind das Ergebnis von langer Forschung und konsequentem Einsatz moderner Produktionstechnologie. Wir sehen in dem besonderen Leistungsanspruch, den wir an uns selbst stellen, zugleich die überzeugende Voraussetzung für den gemeinsamen Erfolg und eine gute, beständige und partnerschaftliche Zusammenarbeit.

The élysée collection introduced to you in this catalogue describes our record of achievement in exclusivity. A specially high degree of quality is the common feature of all the individual and varied products in this programme.
élysée enables you to offer your customers products which distinguish themselves by constant high standards of production, function and elegant design. élysée products are the result of modern production technology.
The particularly high standards we set for ourselves we regard as the indisputable prerequisite for sound, reliable and friendly cooperation with our customers.

La collection élysee, que nous vous présentons ici, vous informe sur un programe d'avantgarde et de solutions exclusives. Le niveau de qualité exceptionnel est le point commun de tous les produits, lesquels sont, dans leurs dessins individuels, extrèmement varies.
De cette façon, élysée vous donne la possibilité d'offrir à votre clientèle de produits qui se distinguent par leur haut standard dans la production, dans leur fonction et leur forme élégante. Les articles élysée sont le résultat de longues recherche et de l'emploi conséquent de la tecnologie moderne de production. Nous voyons dans notre exigence envers nous-mêmes la condition certaine d'une coopération fructueuse et continue.

élysée

R. Dummert GmbH & Co. KG · Ispringer Str. 1–3 · D-7530 Pforzheim · W-Germany
☎ (07231) 17061-63 · Tx 783726 dupen · ✉ dummertpen

élysée K1/82
studioform diesner & rohm D-7530 Pforzheim · Printed in W. Germany



élysée Pens: Identification, History, Gallery

MY TRIBUTE TO THE MARQUE THAT WAS MY FIRST
AND REMAINS MY ONE TRUE LOVE (IN PENS, OF COURSE!)

élysée fountain pens are known for their
elegant designs, balance in the hand,
jewelry-level German craftmanship,
deep Chinese lacquer,
and smooth writing.

N. Dean Meyer
Dean@ndma.com
www.ndma.com/elysee

8 March 2025
SECOND EDITION

My thanks to Martin Fisher, Jim Royal, Sherman Lee, Elton Qiu, Dirk Barmeyer;
and also Regina Martini, Regina Steines, Stuart Reid, Leo Klimaszewski, Bryan Robertson,
Michael Fan, Mike Lewandowski, Jim Mamoulides, and Sabine Schuster of Staedtler;
for freely sharing their extensive knowledge, pens, and photos.

© 2025 N. Dean Meyer and Susan Rho

IDENTIFICATION



"Jewel" finial 1-5

Crown jewel, hinged clip 1-4

Cloisonné art: Vernissage

Two-tone nib:

4.8mm 4-prong Jewel, double ring 1: Parthenon 10 Line

4.7mm 6-prong Jewel, double ring 2: 1991 Finesse 20 Line, En Vogue 30 Line

4.3mm 4-prong Jewel, double ring 3: 1992 Finesse 20 Line

Gold nib:

3.7mm 4-prong Jewel, single ring 4: Intermediate 30-50 Line, Dragon, Cigar

Crown jewel, clip attached to top, 1.0mm 4-prong Jewel 5: Economy

Platinum / Titan: Royale

Lacquer variegated: Late Caprice (from 1998)

Steel / matte epoxy: Late Dynamic (from 1998)

Logo on finial, hinged clip, not floating, large "élysée" at end of clip, flat nib 6: 90 Line

Flat finial (no Jewel), flat nib: 70 Line (not pictured)

Spherical finial, flat nib 7-8

Clip hinged through side and out top 7: 80 Line

Clip attached at top 8: 50/60 Line, Early Caprice/Dynamic (through 1997)

Push-button: Streamline 50 Line (not pictured)

CLIPS: **1991** **Floating** **Economy** **90 Line** **80 Line** **40/50/60**



JEWELS:

1 **Parthenon 4.8**

2 **1991 4.7 6-prong**

3 **Finesse 4.3**

4 **Intermediate 3.7**

5 **Economy 1.0**

6 **90 Line slanted**

7 **80 Line hinge thru**

70 Line ffat top (not shown)

8 **40/50/60 clip over**

CONTENTS

HISTORY 6
THE BRAND: Jewelry that Writes 9
MODELS AND TIMELINE 12
OUTSTANDING QUESTIONS 13
MAJOR CATEGORIES 14
PREMIUM BODY (00/10/20 Line) 15
Parthenon Vernissage (Edition 90, 00 Line) 17
Parthenon Edition No. 1 (10 Line) 19
Brooch made in the Edition No. 1 pattern 20
Parthenon Edition No. 2 Prototype 20
Parthenon Edition No. 2 (10 Line) 21
Parthenon Impression No. 1 "Toward the Light" (00 Line) 23
4.8mm Jewel ("Parthenon") (10 Line) 28
1991 Parthenon (10 Line) 28
Parthenon Bi-colour (10 Line) 29
Parthenon Fine Line / Goldplated (10 Line) 30
1991 Parthenon Laque Classique (10 Line) 33
1992 Parthenon (10 Line) 35
Parthenon Laque Classique (10 Line) 35
Parthenon Laque Trajan (10 Line) 39
Christmas 1995 "Staedtler Pen" 40
1991 4.7mm 6-prong Jewel (20/30 Line) 41
1991 Finesse (20 Line) 41
1991 Finesse Goldplated (20 Line) 41
1991 Finesse Platinum Plated (20 Line) 41
1991 Finesse Bi-colour (20 Line) 42
Evolution of Bi-colour 42
1991 Finesse Laque Intarsia (20 Line) 43
1991 En Vogue (30 Line) 45
1991 En Vogue Laque Onyx (30 Line) 46
1991 En Vogue Laque Lapis (30 Line) 46
1991 En Vogue Laque Brown (30 Line) 47
1991 En Vogue Laque Cobra (30 Line) 47
1992 4.3mm Jewel (20 Line) 48
Finesse Bi-color (20 Line) 49
Finesse Goldplated (20 Line) 49
Finesse Platinum Plated (20 Line) 49
Finesse Copper? 49
Finesse Laque Fine Line (20 Line) 50
INTERMEDIATE BODY (30/40/50 Line) 55
1992 56
Barleycorn / Exquisite (50 Line) 56
Epoque Corona Gold: Art Deco, Empire (40 Line) 57
Globetrotter (40 Line) 58
Damascene Sports (40 Line) 63
En Vogue Laque Leather (50 Line) 65
En Vogue (30 Line) 69
En Vogue Laque Lapis (30 Line) 70
En Vogue Laque Cobra (30 Line) 70
En Vogue Laque Brown (30 Line) 70
Laque Color (50 Line) 73
1997-1999 75
Illusion 76
Lyric (30 Line) 77
Laque Color Successors 78
Concorde (50 Line) 78
Scripta (50 Line) 79

Dragon and Cigar **81**
Dragon Pen (DP Line) 81
Cigar (Cigarre) 83
ECONOMY BODY (60/70 Line) ***84***
1995 ..... **85**
Caprice (Staedtler) (60 Line) 85
Dynamic (Staedtler) (70 Line) 87
1997 ..... **90**
Royale (60 Line) 90
FLAT NIB (DUMMERT) ***92***
90 Line ("Jewelry Line") **93**
Bi-colour Barleycorn 94
Bi-colour Fine Lines 94
Line de Platine 94
Line d'Or 94
Laque Intarsia 95
80 Line ("Design Line") **97**
Rolled Gold 98
Solid 925 Sterling Silver 98
Rondelle Silver-plated 99
Rondelle Heavy Gold-plated 99
Arabesque 99
Bi-colour Barleycorn 99
Mystery Black Barleycorn 100
Laque Lapis / Lapislazuli 100
Laque Jade 100
Laque Onyx 100
Laque Coral / Korall 101
Laque elysee? 101
70 Line (Flat Top, "Classique Line") **102**
Satiné CT 103
Satiné GT 103
Classique Silver / Silver-plated 103
Classique Gold / Gold-plated 103
Classique Gold Sleeve 103
Facette 104
Damascene 104
Damascene Globetrotter 104
Mystery Damascene 104
Carré Gold 105
Carré Silverplated 105
Carré Silver Sleeve 105
Mystery Carré 106
Barley Silver 106
Barley Silver Sleeve 106
Barley Gold 107
Laque élysée 107
Laque Blue 107
Laque Green 107
Laque Brown 108
Laque Cobra 108
Epoxy Noir (matte black) 108
Evolution of 70-Line 109
Spherical Finial (40/50/60 Line) **110**
Epoque Corona Gold (40 Line) 110
Damascene versus Corona Gold 111
Damascene Globetrotter (60 Line through 2Q1988, then 50 Line) 112
Damascene Sports (40 Line) 112
Barleycorn (60 Line through 2Q1988, then 50 Line in 1990) 113
Laque Antique (60 Line through 2Q88, then 50 Line) 114
Caprice (60 Line) 115

Dynamic (60 Line through 2Q198, then 70 Line) ... 118
Color Comparisons, Caprice versus Dynamic ... 120
dummert (pre-élysée) ... *121*
70-Line Barleycorn ... 122
70-Line Classique Silver ... 122
70-Line Carre Silver ... 122
70-Line Facette 925 Silver ... 122
70-Line Satine CT ... 123
70-Line Satine CT Promotional ... 123
70-Line Epoxy Noir (matte black) ... 123
Mini Pen Silver 925 ... 123
Transition to élysée ... **124**
Early Narrow Threads ... 125
MINI PEN (60 Line) ... *126*
Classique Gold ... 126
Classique Silver ... 126
Silver Sleeve ... 127
Facette ... 127
Rondelle Silver-plated ... 127
Rondelle Heavy Goldplated ... 127
Laque élysée ... 127
Laque Blue ... 127
Laque Brown ... 128
Laque Lapis ... 128
Laque Jade ... 128
Laque Coral ... 128
Laque Cobra ... 128
Epoxy Noir ... 128
Satiné ... 128
STREAMLINE (Push Button, 50 Line through 2Q88, then 80 Line) ... *130*
Titan-Style ... 131
Black Matte ... 131
Steel GT (later called simply GT) ... 131
Steel CT (later called simply CT) ... 131
Blue, deep tone, gloss finish ... 132
Blue, light tone, matte finish ... 132
Pink, matte finish ... 132
Green, matte finish ... 132
Yellow, matte finish ... 132
Late model? ... **Error! Bookmark not defined.**
CONSTRUCTION ... *133*
Architecture ... 133
Clips ... 135
Caps ... 136
Nibs and Sections ... 139
Metals ... 148
Finishes ... 149
BOXES ... *154*
SALES AIDS ... *159*
ACCESSORIES ... *161*
PROMOTIONALS ... *163*
PRIVATE LABEL ... *168*
BOOK BY ÉLYSÉE (1982) ... *169*
SUPPLIES ... *170*
FOUNTAIN PEN CARE ... *173*

HISTORY

My thanks to Dr. Dirk Barmeyer of Pforzheim, Germany, for his help with this Chapter.

December 19, 1925: Goldsmith and pencil-maker Paul Dummert founded *R. Dummert Co.* in Pforzheim, Germany. (There is some doubt about this date; according to company historian Dirk Barmeyer, the first actual evidence of the company dates to 1929.) The Pforzheim region had become known for jewelry and watch-making, after the first jewelry factory was established in 1767 and the first technical college for jewelry design was opened in 1768. Pforzheim gained the nickname "Goldstadt."

The company sold “pocket articles” such as jewelry, writing instruments, lighters, pill and powder boxes, cigarette and cigar tips, and pocket knives made in silver and gold. Their creations were sold through jewelry shops.

In 1929, *Paul Dummert, Goldarbeiter,* at Gabelsberger Straβe 50, was listed in the Pforzheim directory.

In 1930, the *Crayonsfabrik Dummert* at Holzgartenstraβe 30 was listed.

By the early 1940s, Dummert had 60 employees.

February 23, 1945: After suffering a gold shortage under the Nazis, the company was totally destroyed, together with most of the city of Pforzheim, by bombing.

July, 1950: A patent application for a multicolored mechanical pencil was filed. The pencil factory was moved to Kallhardstraβe 50 around that time.

1952: Paul Dummert’s son, Reinhold, began the reconstruction of the company. The *Reinhold Dummert* company was not entered into the commercial register at that time. They continued to produce pocket articles. Unfortunately, it never reached the success that it had before the Second World War.

1970: As the global economy slipped into recession, Reinhold Dummert sold the company to watchmakers Heinz Benzinger and Wolfgang Klein. They abandoned the production of jewelry and pocket articles to focus on writing instruments with plated finishes, primarily selling to international firms that sold under their own brands (including Reform). However, “dummert” branded pens were also sold. (The name “dummert” appeared on the clip.)

The brand initially was a thin ballpoint pen (60 Line **Mini**) with cap instead of a retracting mechanism, with a clip or ring. They also produced the flat-top **70-Line**. [Ref: Handelsregister Pforzheim HRB 2952]



Nibs and regulators, and sometimes also pencil mechanisms and bodies, were sourced from *Mutschler Schreib und Zeichengerate GmbH*, aka *Reform*, in Heidelberg (formed by the merger of Philipp Mutschler and Nieder-Ramstadt.
[Ref: R. Dummert GmbH & Co. KG: Writing Instruments. 1982]

Later, they also sourced parts from *Degussa and Rupp* nib factories [Ref: Thomas Neureither], a relationship which continued throughout the élysée era.

On April 1, 1974, the *Reinhold Dummert OHG* existed; but it wasn’t entered in the commercial register until 1977. In this period, offices were located at Güterstraβe 48.

1975: A lower-cost lacquered instrument line was developed for the first time, an innovation that marked a change in the writing market and encouraged the company to create its own brand, “dummert.” These predecessors to the 60-Line and 70-Line were later metal-plated as well.

1977: On September 16, 1977, the transfer of the company from Reinhold Dummert to Heinz Benzinger and Wolfgang Klein was finally entered in the commercial register. [Ref: Handelregister Pforzheim HRA 2590]

1979: The *Reinhold Dummer GmbH & Co. KG* was formed. 90% of the production was exported, with a focus on Italy. [Ref: Akte IHK, Wirtschaftsarchiv Baden-Wiirttemberg A 11 Bu 2503]

1980: The brand "élysée" was registered (despite the prior registration of “Élysée” by the Pforzheim-based watch-maker owned by jewelry-maker Harer). As the story goes, Benzinger and Klein spent a weekend in Paris to think about the company’s future. Having focused on producing pens for other brands, they decided it was time to have

their own brand; the name was decided while sitting in a café on the Champs-Élysées. The name was world-famous, and is spelled and pronounced the same in any language. [Ref: Lambrou, Andreas. Fountain Pens of the World. 1995]

1981: The **80-Line** with a spring-loaded clip was introduced. Also, the letter opener and lighter were introduced.

October, 1981: Amidst a global recession, the firm R. Dummert officially presented the "élysée" brand at the Frankfurt Book Fair. That year, the product line included the **60 Mini, 70, and 80 Lines**. At that time, the logo (derived from "D" for Dummert) was introduced; it persisted unchanged through the end of the brand. Initially, while supplies lasted, some pens still carried the dummert-branded nibs.



1983: Introduced the standard-size (not Mini) **60-Line**, initially with the epoxy Dynamic.

1981-1989: In parallel to its own brand, élysée made pens for other brands such as Aigner and Montblanc.

1986: The company had offices at Ispringer Straβe 1.

1988: Introduced **90 Line** (the first Jewel, angled). Introduced the **Globetrotter** and the **Streamline** push-button ballpoint.
Developed a simplified stamped finial and packaging for lower price point in the US market (distributed through *American Trading & Production, "ATAPCO"*).



1989: *Staedtler Mars GmbH & Co. KG* took over distribution in Germany.

March 18, 1991: The company was renamed *Élysée Schreibgeräte GmbH*.

April 1, 1991: Amidst another global economic recession, *Staedtler Noris GmbH*, Nuremburg, took over 100% of the company for a price of 3 million DM. Management moved from Pforzheim to Nuremberg in late 1991. [Ref: Handelsregister Pforzheim HRB 2952]

1991: Introduced **Premium body** Lines, including the flagship Parthenon Bi-color with the first floating clip, and solitaire clasps as in jewelry.

1992: *Reinhold Dummer GmbH & Co. KG* was dissolved.

1992: Introduced floating clip on the rest of the Premium Lines. Introduced the Premium-body **Finesse** and the **Intermediate-**body lines. The black and gold clamshell box was replaced with the gray and gold clamshell.

1992: Introduced **Edition 1**, first of the cloisonné art series, marking the beginning of artists' decoration of pens. Introduced the Premium-body **Laque Fine Line**, and the Intermediate body **Laque Leather** and **Laque Color**.

1993: By this time, élysée had taken over additional space at Ispringer Straβe 1-3.



1994: Introduced **Edition 2** and **Impression 1**, and the "Vernisage" nomenclature for the art pens.

1995: The company was listed at Freiburger Straβe 7.p

1995: Introduced the **Economy body** series **Caprice and Dynamic**, replacing the last of the Dummert bodies, the 60 Line. By this time, Staedtler élysée had developed an excellent network of independent distributors internationally, including China (smuggled in cigar tubes with "push money" paid at the border) – often sold in tobacco stores.

1997: Introduced the Intermediate body **Lyric** and **Concorde**, and the Economy body **Royale**.

1998: Introduced **Dragon**. By this time, Premium-body Jewel prongs no longer extended onto cap. A weak global economy affected sales, especially of premium brands and models.

1999: In June, introduced **Scripta**, the last new model.

June 30, 2000: élysée did not follow the lead of other marques in establishing booths within department stores (as cosmetics companies do); and as a result, the brand was not as well-known as its competitors. With a falling stock market and evidence of the pending dot-com bubble bursting, production ceased and élysée disappeared as a brand. The "lifetime" élysée warranty ceased at the end of 2002.

History

When Paul Dummert had his company registered on 19 December **1925** *as a precious metals processing company in Pforzheim, the city already had more than 150 years of* **tradition** *as the German centre of jewelry and watchmaking. The goldsmith and crayonmaker P. Dummert specialized right from the beginning on pocket articles made out of precious metals. Apart from writing instruments which formed the biggest share in turnover, cigarettes- and cigar holders, pocket knives, pill- and powder boxes were manufactured out of gold and silver. Theses products were exclusively distributed in jewelry shops. The company grew quickly and expanded to a staff of 60 people until it was hit by the Second World War as was the entire city of Pforzheim. On 23 February* **1945** *Pforzheim was totally destroyed. In* **1952** *the son Reinhold Dummert started to rebuild the company but without achieving the importance the company had prior to the war. In* **1970** *the company was acquired by H. Benzinger and W. Klein. The new owners came from the watchmaking branch and according to that professional background the company as well as the product philosophy changed. The change from articles made out of precious metals to* **writing instruments** *with plated surfaces began. The circle of clients was made up of international brand name companies. New product ideas were born. In* **1975** *the Dummert company produced for the first time a complete range of reasonably priced* **lacquer writing instruments**. *This development brought about a change in the writing instrument market.*



The revolution began for lacquer writing instruments. The know how accumulated in production and design over the years led Dummert automatically to being an own brand. At the Frankfurt Fair in **1981** *the Dummert company presented for the first time a writing instrument collection unter the brand name .* élysée *The élysée logo is derived from the first letter of the name „Dummert". In* **1988** *élysée began to retrace its tradition. The* **solitaire clasps** *which connect the brilliant with the precious metal - was discovered as a design element for élysée writing instruments representing the brand. Quick success, particularly abroad, could not compensate for the difficulties a small family company in international competition has to face. When in* **1989**, **Staedtler** *Germany took over the distribution and on 1 April 1991 the entire company, élysée acquired the fundamentals to become a brand name known throughout the world. The company name was changed to „élysée Schreibgeräte GmbH". In* **1990**, *with* **edition No.1** *élysée managed for the first time to transfer art as surface design on writing instruments.* **1994**: *the idea of transferring art on writing instruments became an independent market segment. élysée* **Vernissage** *became the artistic stage of the brand élysée. High class writing instruments reserved to exclusive retailers. élysée* **for elegance** *writing instruments' range with the avantgardistic claim for qualified retailers.*

élysée

THE BRAND: Jewelry that Writes



JEWELRY THAT WRITES

Like a diamond ring, the élysée logo is secured
by fine solitaire clips.
This trademark is treated in the same way
that a jeweller uses for setting precious
stones in gold.
It is a symbol of luxury and real craftsmanship.
Excellent function and quality are
not in question.
We have practiced this philosophy since 1925
and have perfected it to a fine art.
The most precious materials, valuable gold,
platinum and choice lacquers are processed
by us in a meticulous manner.
élysée combines genuine luxury with the
sheer pleasure of writing.
This is why we describe our writing
instruments as "jewelry that writes".

élysée
FOR ELEGANCE

The Brand Philosophy

The origin of our company has marked the way we go.



One year after the foundation of the first jewelry factory in **1767** *the first technical college for jewelry design was opened. This being the first in the world. Since then the world-wide reputation of Pforzheim goldsmiths valid up until today was created in partly more than fivehundred jewelry producing companies. Reflecting back to old traditions when writing instruments were individually manufactured élysée re-discovered these - partly forgotten -* **techniques** *of Pforzheim goldsmiths to use enamals and developed* **modern production techniques**. *It is not élysée's aim to manufacture reproductions of originals but to build up a new generation of writing instruments for which tradition is the* **foundation of new artistic expressions**. *Commodities become objects with their proper impact and emotions. „Art has the task of creating freedom for human feelings." (Manfred Eberhard).* **Emotions determine the decision to buy.**

With this concept élysée opened up a **new segment** *for the writing instrument market. New customers who did not have personal access to the nostalgic writing instruments, dominating up until now, become a new target group for high-class writing instruments. Neither is the material of the writing instrument nor the fact the brand is well-known the most important, value-determinating factor for élysée writing instruments but their artistic and technical content.*

élysée - competence:



Laque Intarsia
impression No. 1





Corona Gold
Globetrotter





Bi-Colour
Parthenon
Bi-Colour



A new design has been created. The possibility to individually decorate, writing instruments' surfaces has opened up a new segment of creation to the writing instrument. Fantasy is no longer limited.

Brand attributes

The élysée attributes go back to the traditional setting of precious stones. The **Solitaire Clamps** *are the characteristic feature and the quality seal. They combine clip and logo with the writing instrument body. Therefore* **yes** *to élysée:*

élysée is an indispensable partner for the qualified writing instruments' retailer. élysée increases turnover by stimulating **new groups of customers**. *The élysée* **design** *is geared to the needs of our times. No nostalgic writing instruments, no cold industrial design. élysée writing instruments induce a desire to buy because of their emotional design. The brand élysée offers a* **full range** *of writing instruments. In all price categories with all relevant measures to support retail. The worldwide élysée - distribution by the* **Staedtler** *company guarantees continuity and long-term success planning.*



Writing instrument range

élysée

élysée VERNISSAGE

Representational Pictoral Motifs

impression

Pictures and graphics designed by artists transferred onto writing instruments as surface design by goldsmith's techniques.

Ornamental Decorations

edition

élysée FOR ELEGANCE

Jewelry Lines

Parthenon
Line 10

Finesse
Line 20

Surface design manufactured with the techniques of Pforzheim goldsmiths using enamals.

En Vogue
Line 30

Epoque
Globetrotter
Sports
Line 40

Laque Leather
Barleycorn
Laque Color
Line 50

Caprice
Line 60

Surface designs which partly build up on élysée developments

INTERMEDIATE

ECONOMY

Dynamic
Line 70

Streamline
Line 80

Traditional surface techniques

Writing instrument designs which mark the image of this branch.

PREMIUM BODIES	INTERMEDIATE BODIES	ECONOMY BODIES

MODELS AND TIMELINE

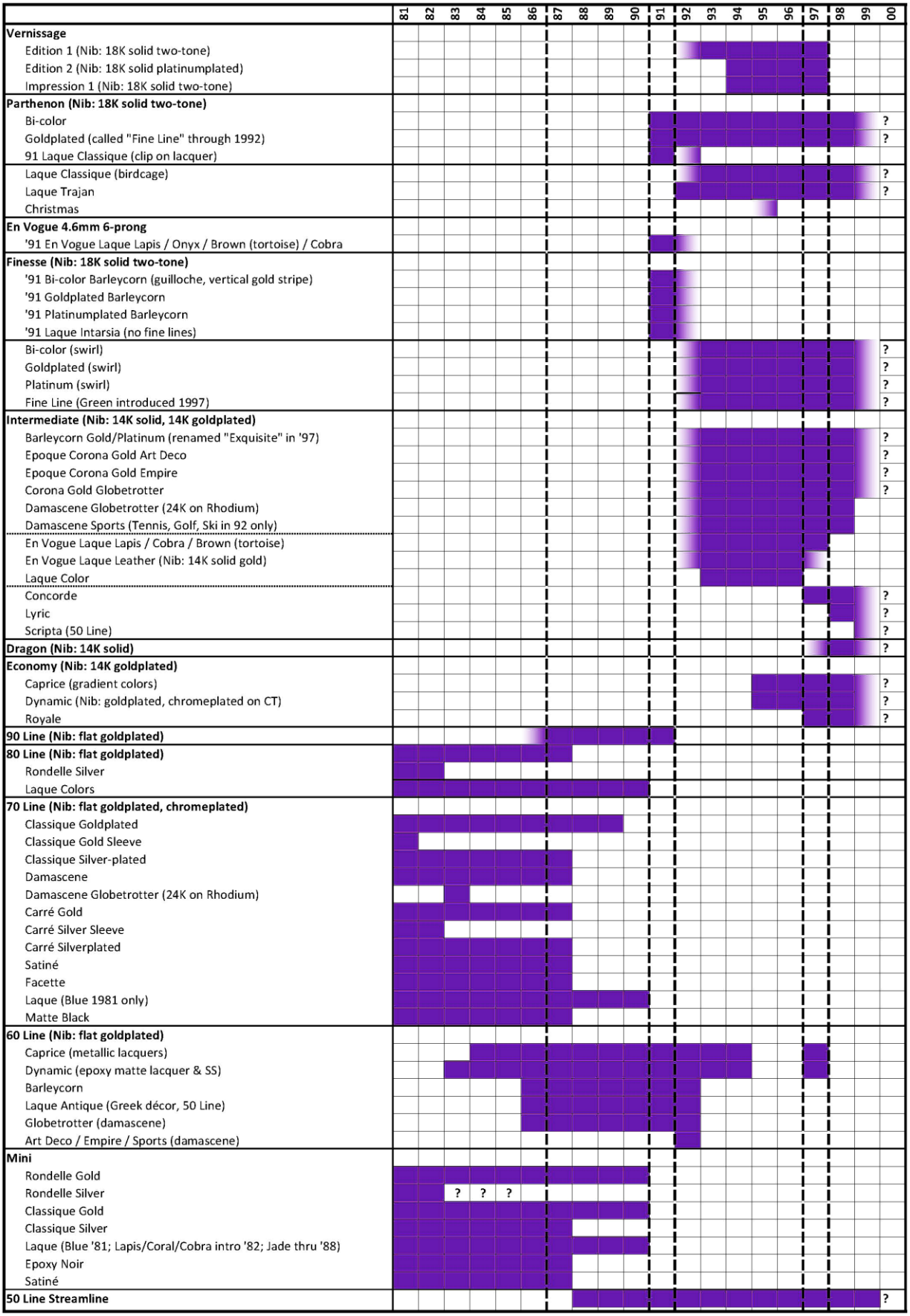

OUTSTANDING QUESTIONS

(As I learn more, this list seems to grow instead of shrink!)

- Which models had the élysée logo before "élysée" appeared on the cap band?
- Dates that 70-Line Green, Barley Silver, Barley Gold, Silver Sleeve were offered?
- Markings that distinguish the 70-Line Classique Gold Sleeve from the Goldplated.
- Markings that distinguish the 60-Line Barleycorn Platinum from the Silver.
- Dates the 60-Line Corona Gold Art Nouveau were offered?
- Dates that 60-Line Caprice Turquoise, Green, Pink were offered?
- Why do some dummert Globetrotters have the word "International" on the cap?
- Origins of Intermediate Damascene Globetrotter with "24 KARAT" in smaller font?
- Origins of bejeweled 80-Line Rolled Gold?
- Was the 1991 early Parthenon Laque Classique ever made with lacquer on the clip?
- Was the Christmas pen platinum or white gold trim? Nib?
- Dates that Cigar pen was offered?
- Dates that Illusion was offered?
- Origins of Finesse "Copper"? Is that rose gold, bronze, copper? Was it ever offered for sale?
- When did the 4 prongs on 4.8mm (Parthenon) Jewel finial stop extending onto the body of the cap (96-1Q98)?
- What marques did élysée manufacture for?
- Was 1999 the last catalog? Which models were continued all the way through closing in 2001?

NOTE TO READERS

Models marked with a green box M are in my collection.
I'm interested in buying any models which lack a green box M.

If you're looking for an élysée pen, or would like help identifying or pricing one you have, contact me.

élysée collectors, please email me; I'd like to know you.

And if you need nibs/sections, I have a small inventory of spares, as well as some other parts.

Dean Meyer <Dean@ndma.com>



MAJOR CATEGORIES

- **Premium body (Staedtler era, 1990s)**
- **Intermediate body (Staedtler era, 1990s)**
- **Economy body (Staedtler era, 1990s)**
- **Flat Nib (dummert era, 1980s)**
- **dummert (pre élysée)**

THE ADVANTAGES OF HAVING A COLLECTION

"I met with legislators today,
so I couldn't wear anything red or blue.
I went with the Laque Brown to be safe!"

Martin Fisher



PREMIUM BODY (00/10/20 Line)

(1991-2000)

All-brass body, 18k gold-plated trim (except as noted). Cap-ring stamped "élysée GERMANY 18k GOLD PLATED". 141mm long.

Section Rings

Double ring (bottom of section curves out to be visible with cap on). Section threads 8.5mm stainless steel.

Double ring Premium body **Single ring Intermediate body**



Hinged Clips

1991 had clip with 6 prongs and without lines, 6 prongs on Jewel not extending onto cap.

Floating clip with 4 prongs and longitudinal lines, 4 prongs on jewel was introduced in 1991 on the Parthenon, and later on all Premium and Intermediate bodies.





Two-tone Nib
18k solid-gold with platinum-plated inlay



(photos by Sherman Lee)



Finial Prongs

On Parthenon only, finial prongs extended onto body.



Models

- 4.8mm Jewel
  - Vernissage (Edition 90) Parthenon
  - 1991 Parthenon
  - Christmas 1995 “Staedtler Pen”
- 4.7mm 6-prong Jewel
  - 1991 Finesse
  - 1991 En Vogue
- 4.3mm Jewel
  - 1992 Finesse

Parthenon Vernissage (Edition 90, 00 Line)

Cloisonné art over gold grid.

Three élysée limited-edition pens were commissioned as an artist's series, called “Vernissage.”

The first pen in the Vernissage series were designed by artist Karl Diesner, who says the purpose of his work is to "activate our vision." He prefers to work in bright colors and with geometric shapes, and this definitely shows in the design of these two pens, Edition No. 1 and Edition No. 2. Taken together, these two pens were called “Edition 90.”

The second and third pen in the Vernissage series, Impression No. 1 "Toward the Light," were created by artist Manfred Eberhard. He believes that "art has the task of creating freedom for human feelings." This is the only member of the “10 Line.”



94



94

élysée VERNISSAGE

Edition 1

Edition 2

Impression 1



This photo also shows the ***Dragon***, not part of the Vernissage series.

(photo by PenHero)



Parthenon Edition No. 1 *(10 Line)*

(*190*, 8/1992-1997) {1.0oz}

Karl Diesner design.

Nib: 18k solid gold two-tone.



94

Original production was labelled "Edition '90; by 9/92, re-labelled "Edition No 1."



Geometrische Formen in kontrastierenden Pastellfarben machen dieses Schreibgerät zum Kunstobjekt. Reiz der Avantgarde.

Geometric shapes in contrasting pastel colours make this writing instrument an object of art. Charm of the avant - garde.



Karl Diesner

8/190 18 K Massivgold-Feder/Nib
7/190 Noveball
6/190 Rollingball
3/190 Drehbleistift/Pencil
2/190 Kugelschreiber/Ballpoint



Den Sinn seiner künstlerischen Arbeit sieht Karl Diesner in der Aktivierung unseres Sehens. Die Bevorzugung leuchtender Farben und die ästhetische Wirkung formaler Kompositionen verleiht seinen Arbeiten eine heitere Poesie. Überraschende Kontraste erzeugen eine fesselnde Atmosphäre und steuern die Emotionen des Betrachters.

For Karl Diesner, the purpose of his artistic work is to activate our vision. His preference for bright colours and the aesthetic effect of formal composition lend his work a poetic serenity. Surprising contrasts create a gripping atmosphere and control the observer's emotions.

edition № 1

designed by Karl Diesner

élysée
VERNISSAGE

94

Earlier production had a lighter pink tone.

Edition 90
M

Early Edition 1
(box labelled "Edition 90")
M

Edition 1
M



Brooch made in the Edition No. 1 pattern

√



Parthenon Edition No. 2 Prototype

(1993, never went into production, may have been numbered *191*) M







(2nd photo by Dirk Barmeyer)

Parthenon Edition No. 2 *(10 Line)*

(*192*, 1994-1997) {1.0oz} M #1646

Manfred Eberhard design.

“Reflects the colors of a lagoon.”

Nib: 18k platinum.

6000 made, numbered.



94

Lack in Lagunenfarben, eingefaßt in platinplattierte Ornamente, erzeugt eine kühle Noblesse.

The colors of a lagoon set in platinum plated ornaments create cool nobility.



Manfred Eberhard

8/192 18 K Massivgold Feder/Nib

7/192 Novoball 6/192 Rollerball

3/192 Drehbleistift/Pencil 2/192 Kugelschreiber/ Ballpoint

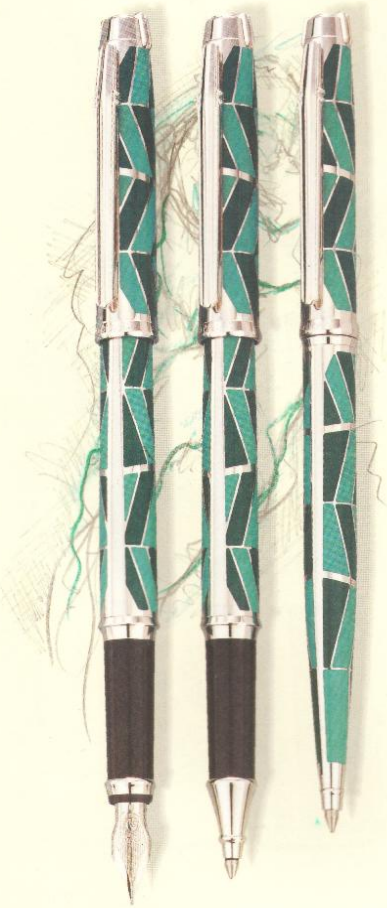

Der Kunst fällt nach Vorstellung von Manfred Eberhard die Aufgabe zu, Freiraum für menschliche Gefühle zu schaffen. Mit seinen Werken schafft sich der Künstler seine eigene, stille Welt, in der die Wirklichkeit von Visionen überflügelt wird. Das künstlerische Moment wird zwangsläufig der funktionalen Strenge enthoben.

According to Manfred Eberhard, art has the task of creating freedom for human feelings. Through his work, the artist creates his own quiet world where visions surpass reality. The artistic element is inevitably relieved of all functional strictness.

edition № 2

designed by

élysée

VERNISSAGE

94





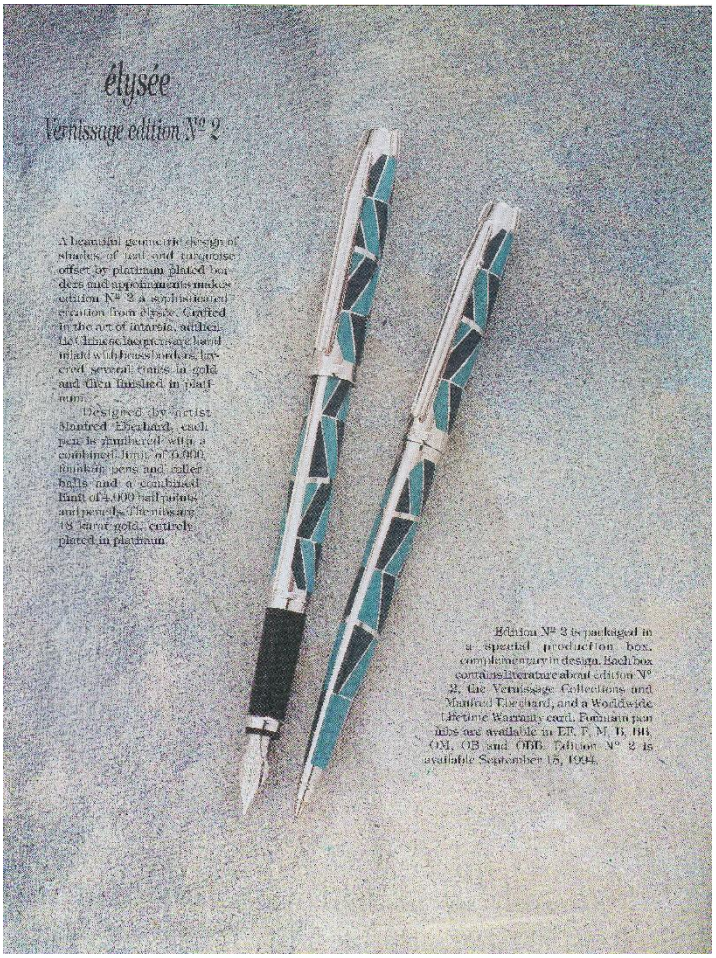

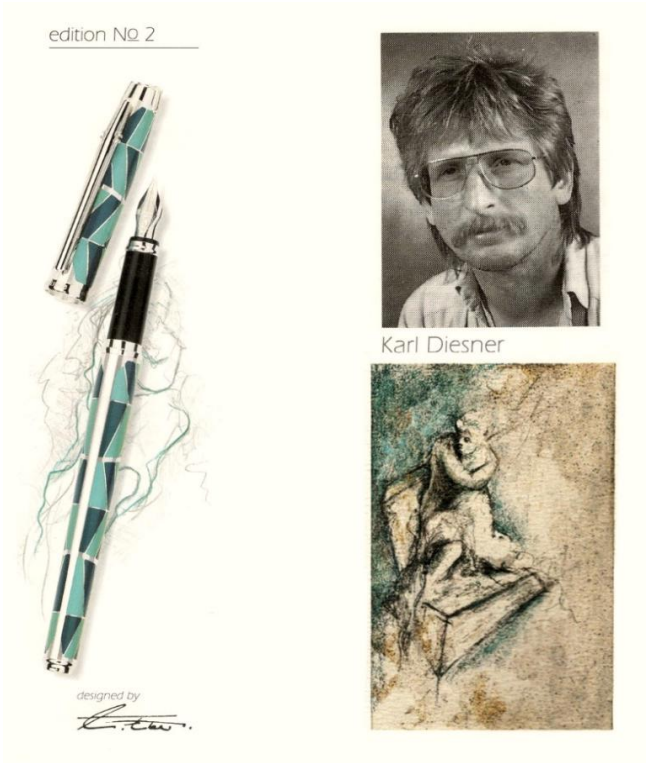

Odd: The designer was Manfred Eberhard, not Karl Diesner, an apparent error in one of their brochures.





Parthenon Impression No. 1 "Toward the Light"

(00 Line)

(*011*, 1994-1997)

Manfred Eberhard design.

Nib: 18k solid gold two-tone.

Fountain pen: 6000 made, numbered. 1410

Ballpoint pen: 4000 made, numbered. 2091

Rollerball: 6000 made.

Pencil: 4000 made.

Poster

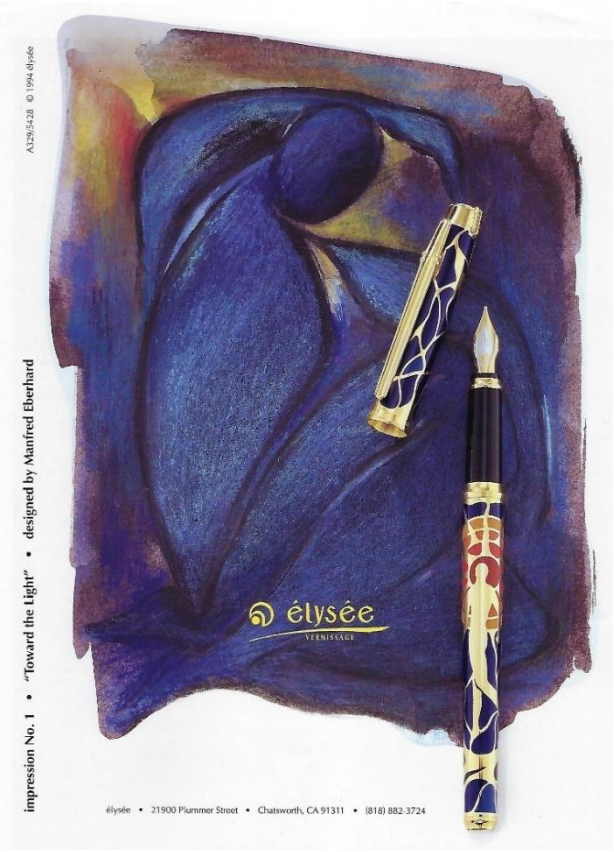

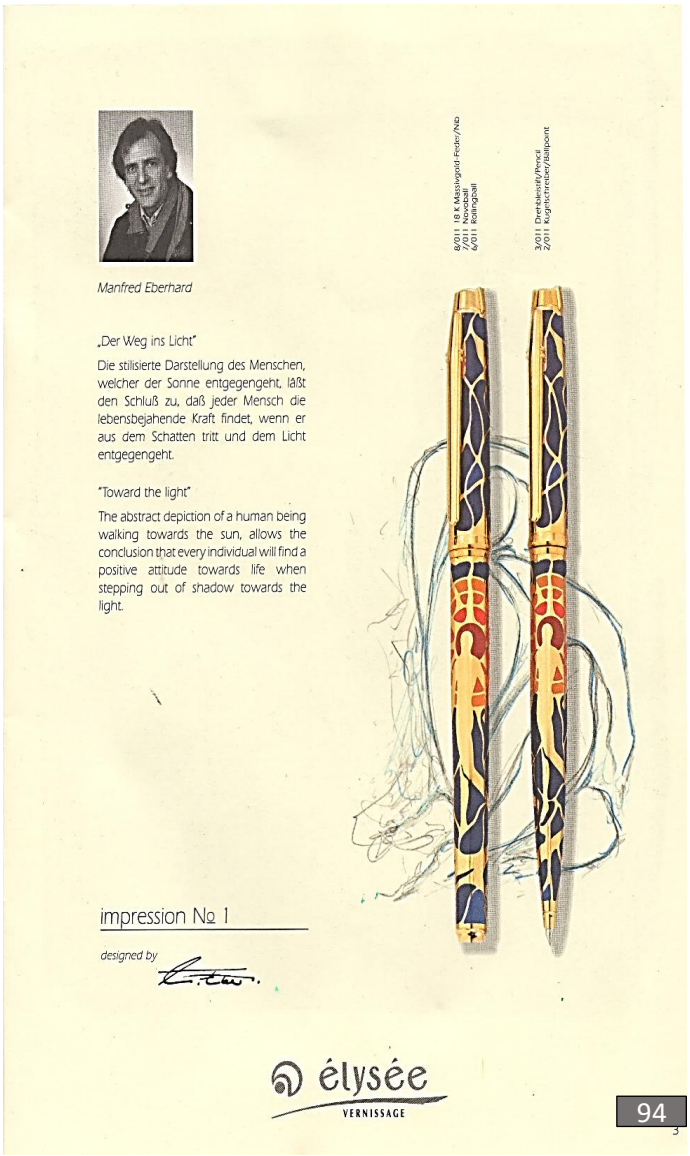



impression № 1

„Der Weg ins Licht"



designed by





Manfred Eberhard










1410




1410
2091


and the metal surface is refined with gold or platinum
motive on the
by means of a
indentations
er by hand,
60°C.
emaining
diamond
acquer
nts with
impression

Manfred Eberhard

the artist



Creativity has always been a part of Manfred Eberhard's life. From his earliest memories he felt an affinity for the arts and a need to create. Initially self-taught, he continued his education at the Pforzheim School for Jewelry and Design in Pforzheim, Germany.

Though his talent for industrial design is clear, this Black Forest artist is known for his watercolors, pastels and charcoal drawings as well. His ability to work in more than one medium is evidence of his belief that "different aspects [of art] tend to broaden one another."

Eberhard's fine reputation is creating increased visibility for the 42-year-old artist. His highly individual style is causing many jewelry manufactures to take notice and seek his help in designing new luxury products.

Élysée and Eberhard share a common philosophy in their recognition of the need for beauty in functional items. In fact, Eberhard deliberately shuns pure functional form in his creation of impression Nº 1. Its design brings great artistic feeling to a well-crafted instrument, and thus, élysee and Eberhard are a perfect match.

The unmistakable figure of a man looking towards the sun is visible in glorious shades of blue, red and orange. It's easy to speculate about the symbolism of impression Nº 1. Perhaps it speaks to the dawning of a new day or the age-old struggle between man and nature—the probabilities are as numerous and individual as the people who will own the pen. What leaves no room for discussion, however, is the freshness of the artistic elements of these new writing instruments from élysée.

Designed by Manfred Eberhard, the unique look of impression Nº 1 is another stunning example of a process for which élysée has become famous. "Intarsia" is a technique by which sculpted brass is hand-filled with lacquer to create a mosaic-like design.

Élysée writing instruments are crafted in Pforzheim, Germany which is considered the art and jewelry capital of the country. The company grew out of Reinhold Dummert & Co., jewelry manufacturers since 1925. This heritage still influences its products as evidenced by the fine lacquers and precious metals used in their creation.

Impression Nº 1 is part of the Vernissage collections which also includes edition Nº 2 (see page 29). The collection is made with Chinese lacquers bordered by layers of gold plate—18 karat, 22 karat, and finally, 24 karat gold over brass. Each pen is numbered with a combined limit of 6,000 fountain pens and rollerballs and a combined limit of 4,000 ball points and pencils. The nibs are 18 karat gold with a fineline platinum inlay.

Each gift box contains literature about impression Nº 1, the Vernissage Collections and Manfred Eberhard, and a Worldwide Lifetime Warranty card. Fountain pen nibs are available in EF, F, M, B, BB, OM, and OBB.

Impression Nº. 1 is available now at fine pen shops, jewelers and department stores.

For more information in the U.S., contact élysée, 21900 Plummer Street, Chatsworth, CA 91311, telephone 818.882.3724. Outside the U.S., contact élysée, Freiburger Strasse 7, 75179 Pforzheim, Germany, call 49.7231.166.

4.8mm Jewel ("Parthenon") (10 Line)

Jewel: 4.8mm (3/16") H (excluding logo relief), 9.3mm D (at base).

Nib: 18k sold-gold two-tone.

Other than Vernissage (technically also a Parthenon), these are the highest in quality of the product line; I call them the "Premium" lines.



93/94

1991 Parthenon (10 Line)

First to use floating clip.



93/94



Models

- 1991
  - Bi-colour
  - Fine Line / Goldplated
  - 1991 Laque Classique
- 1992
  - Laque Classique
  - Trajan
- 1995 Staedtler Christmas Pen

Parthenon Bi-colour *(10 Line)*

(*10*, 1991-1Q1999) {1.4oz} M

Platinum & 18k gold.

Mr. Toni Rohm design, diamond-cut guilloche. The flagship of the marque, this is arguably the most beautiful precious-metal design.

Nib: 18k solid gold two-tone.



Cap band: “elysee Germany 18k Goldplated”.



Evolution from 90-Line



Parthenon Fine Line / Goldplated *(10 Line)*

(*11*, 1991-1Q1999) {1.4oz} M

Called “Fine Line” from 1991 – 1992, then “Goldplated”.

18k gold-plated, vertical fine lines.

Nib: 18k solid gold two-tone.





for elegance
Bi - Colour

The fascination of jewelry does not only have its origin in the value of its material but also in the impression of the most precious materials gold and platinum, which artists combined harmoniously. **Toni Rohm** *is one of the most well-known Pforzheim jewelry designers. Clear lines and harmony in the figurative language are his unchangeable principles. The function must not force a rigid facial expression upon the writing instruments' design.*







Cutting the **guilloch** *using diamond tipped tools*

Polishing *of the metal object*

Plating *the entire metal surface with 18 Kt gold*

Parts of the gold plated ornaments are covered with a **mask** *to protect the gold*

The unprotected part of the metal surface is refined with additional platinum plating

Removal *of the mask. Gold and platinum, the most precious metals in the world,* **harmoniously combined.**



1991 Parthenon Laque Classique

(10 Line)

(1991-2Q1992) {1.0oz}

Clip mounted on lacquer.

Replaced in 1992 by the beautiful "bird-cage" Laque Classique.













Noir

(*7520=13*) M



Bleu

(*7521=14*) M



Rouge

(*7522=15)* M



1991 Parthenon Laque Classique Promotional

M





1992 Parthenon (10 Line)



Models

- Laque Classique
- Laque Trajan

Parthenon Laque Classique *(10 Line)*

(late 1992-1Q1999) {1.2oz}

Cloisonné over 18k gold-plated grid.
This "bird-cage" design is perhaps the most beautiful model in lacquer.
This is an evolution of the 1991 Parthenon Laque Classique (13/14/15)

Nib: 18k solid gold two-tone.







Noir

(*131*) M,BP





Bleu

(*141*) M



Rouge

(*151*) OF



for elegance
Laque Classique

Parthenon Laque Classique, Laque Trajan. Classical - the form of fine lines made out of goldplated metal. Mystic - the magic of inlayed laquer from the Far East.









Working **ornamentations** *onto the metal object by means of a stencil*

Producing the **indentations** *Inlaying of lacquer by hand, then baking at 160 °C*

Removing *the remaining lacquer with a diamond tipped tool*

Polishing *the metal- and lacquered surface*
Plating *metal ornaments with a cover of 18 Kt gold*



élysée

Parthenon Laque Trajan *(10 Line)*

(1992-1Q1999) {1.2oz}

Cloisonné over 18k gold-plated grid.

Nib: 18k solid gold two-tone.





Noir

(*16*) M



Bleu

(*17*) M



Rouge

(*18*) M



Christmas 1995 “Staedtler Pen”



{1.0oz} M

18k white-gold rhodium-plated trim. Staedtler symbol on top of Jewel.

Nib: 18k solid gold entirely platinum-plated.

Rare. This pen was a gift to employees at Staedtler, and never sold to the public.

The company was celebrating 333 years since Friedrich Staedtler began making writing instruments (originally pencils) in 1662. (His descendants didn’t officially establish the Staedtler Company until 1835, 173 years later, making Faber-Castell the oldest pencil company.)









The gift set included a leather case, post-its, a phone book, instructions and warranty card, a cardboard insert with Christmas greetings, and a small inlay to reaffirm the good wishes (signed by the then management).



1991 4.7mm 6-prong Jewel (20/30 Line)



Jewel: 4.7mm H (excluding logo relief), 9.3mm D (at base),
6 prongs no extension onto cap.

Early hinged clip, Premium chassis, double ring, "Élysée GERMANY", 140mm.

These pens were produced only from 1991 to mid-1992 in the transition from dummert to Staedtler. They don't have the floating clip of Staedtler models, but these are built on thePremium chassis, and their successors were on the Intermediate chassis.

Models

- Finesse (Barleycorn)
  - Goldplated
  - Platinum Plated
  - Bi-colour
- Laque Intarsia
  - Noir
  - Bleu
- En Vogue
  - Onyx
  - Lapis
  - Brown
  - Cobra



91

1991 Finesse (20 Line)

(1991-1992) {1.2oz}

Barleycorn.

Nib: 18k solid gold two-tone /
14k solid gold / 14k plated.

Evolved into Intermediate-body Barleycorn.

1991 Finesse Goldplated (20 Line)

(*21*, barleycorn) M18



1991 Finesse Platinum Plated (20 Line)

(*22*, barleycorn) M14



1991 Finesse Bi-colour *(20 Line)*

(*20*) {1.2oz} F

Prototype Parthenon?





Evolution of Bi-colour

1991

90-Line



80-Line

90-Line

1991 Finesse



1991 Finesse Laque Intarsia

(20 Line)

(1991-1992) {1.0oz}

Clip mounted on gold.

Nib: 18k solid gold two-tone / 14k gold-plated.

Replaced in 1992 by the Finesse Laque Fine Line.

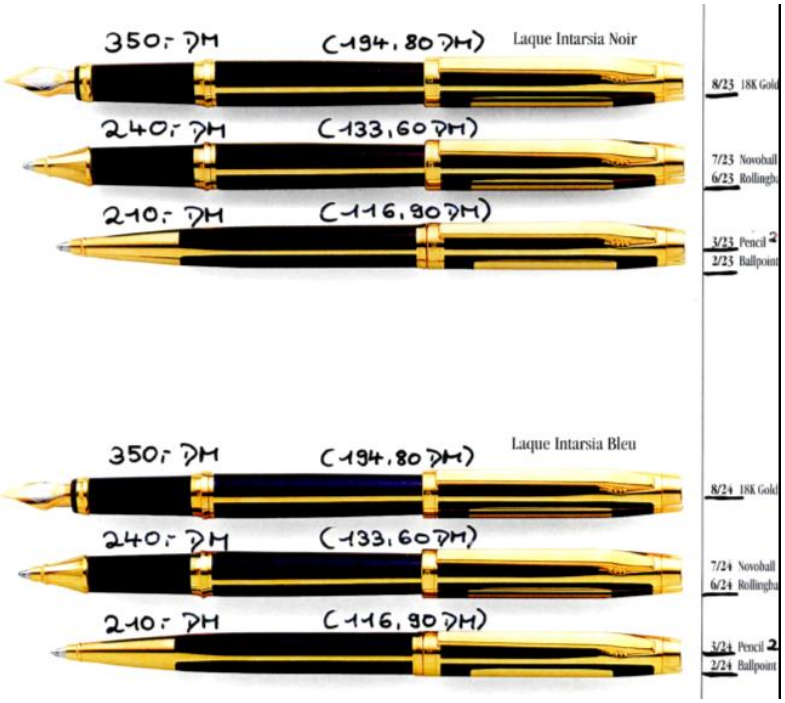

91



91

Noir

(*23*) M



Bleu

(*24*) M (photo by Sherman Lee)





1991 Finesse Laque Intarsia **versus** **1991 Parthenon Laque Classique**





early 6-prong clip on gold prongs do not extend onto body



floating 4-prong clip on enamel prongs extend onto body



1991 Finesse Laque Intarsia Private Editions

{1.0oz} Cap only

Same as standard, but additional gold lines and Jaguar logo.

This logo speaks for itself!

Nib: 18k solid gold two-tone / 14k gold-plated.





1991 En Vogue (30 Line)

(1991-1992)

Double ring, 4.6mm 6-prong Jewel, closed clip.

Nib: 18k solid gold two-tone / 14k gold-plated.

In 1992, En Vogue was “demoted” to the Intermediate body.

1991 **1992 Intermediate**



1991 Premium Body **1992 Intermediate Body**



Premium Double ring **Intermediate Single ring**





Premium 18k solid gold two-tone



1991 14k gold-plated





1991 En Vogue Laque Onyx *(30 Line)*

(*33*) M





1991 En Vogue Laque Lapis *(30 Line)*

(*34*) M



1991 En Vogue Laque Brown *(30 Line)*

(*37*, tortoise) M





The below photos are potentially a Chinese counterfeit of this pen. Be wary of ads for a *new* En Vogue Brown with the early 6-prong clip.







1991 En Vogue Laque Cobra *(30 Line)*

(*36*) {1.2oz} M/BP





1992 4.3mm Jewel (20 Line)



(9/1992-1Q1999) {1.2oz}

Jewel: 4.3mm (3/16") H (excluding logo relief), 9.3mm D (at base).

Swirling pattern, trim 18k.

Nib: 18k solid-gold two-tone.

Differences from Parthenon: The finial is slightly shorter. These are lighter in weight. The end and back of the clip are not filled.



93/94





Models

- Finesse (swirls)
  - Goldplated
  - Platinum Plated
  - Bi-colour
- Laque Fine Line
  - Black
  - Blue
  - Green

Finesse Bi-color *(20 Line)*

(*20* in 1992*, 201* 1993 on) M



Finesse Goldplated *(20 Line)*

(*21* in 1992*, 211* 1993 on) M



Finesse Platinum Plated *(20 Line)*

(*22* in 1992*, 221* 1993 on) OM



Finesse Copper?

(I don't have catalog, prototype?) BP





Finesse Laque Fine Line *(20 Line)*

(4Q1992-1998) {1.0oz}

Nib: 18k solid gold two-tone.

The pin-striping is very subtle and elegant.

The is an evolution of the 1991 Laque Intarsia (23/24)



FINESSE LAQUE FINE LINE - Black, Blue *The noticeable shimmer of fine lines. Overlaid as intarsia with Chinese lacquer. "Contrast in a mystical lustre."*



Black

(*231*) M



Blue

(*241*) M



Green

(*261*, 1997-1998) M




5
98









Producing the **indentations**



Spraying *of coloured lacquer in several layers in the indentations The* **fine stripes** *can only be applied by means of a stencil*



The indentations are inlayed with a **transparent lacquer** *and baked at 160°C.* **Removing** *the remaining lacquer with a diamond tipped tool*



Polishing *the metal and lacquered surface. 18 Kt goldpating of the metal surface*

élysée



for elegance
Laque Fine - Line

Laque Fine Line. The exclusive art of the lacquer technique is not due to the diversity of colours but to its optical deep impression. High-class lacquers seem three-dimensional. Its structures appear from the lacquer inside. This lacquer technique has its origin in Far East, in today's Korea, China and in Japan. The lacquers used at that time did by far not reach today's rigid requirements.



INTERMEDIATE BODY (30/40/50 Line)

(3Q1992-2000)

Single ring at bottom of section is straight, not visible with cap on. All-brass body. Section threads 8.5mm stainless steel. 140mm long. Floating hinged clip.

Jewel: 3.7mm (3/16") H (excluding logo relief), 8.4mm D (at base).

Nib: 14k solid-gold two-tone (rare) / 14k solid-gold / 14k gold-plated.

Double ring on Premium body **Single ring on Intermediate body**



AVAILABLE ON INTERMEDIATE BODIES

14k gold-plated 14k solid-gold



PREMIUM VERSUS INTERMEDIATE

18k solid-gold 14k solid-gold



Clips, 1991 versus Intermediate



Models

- **1992**
  - Barleycorn / Exquisite: Gold, Platinum
  - Epoque Corona Gold: Art Deco, Empire
  - Globetrotter: Corona Gold, Damascene
  - Damascene Sports: Tennis, Golf, Ski
  - En Vogue Laque Leather
  - En Vogue Laque Lapis
  - En Vogue Laque Cobra
  - En Vogue Laque Brown
  - Laque Color
  - Scripta
- **1997-1999**
  - Illusion
  - Lyric
  - Concorde
  - Scripta
  - Dragon, Cigar

1992

Barleycorn / Exquisite *(50 Line)*

(4Q1992-1999) {0.8oz}

Diamond-cut guilloche.

Renamed “Exquisite” in 1997.

Nib: 14k solid gold / 14k gold-plated.





Gold Electroplated

(*51*) M



Platinum Plated

(*52*) EF



Epoque Corona Gold: Art Deco, Empire *(40 Line)*

(4Q1992-1Q1999) {1.0oz}

24K gold electroplated on 12K black gold, lacquer clear-coat.

Nib: 14k solid gold / 14k gold-plated.



93/94



93/94

Empire

(*40*, with arches) M



Art Deco

(*41*, with lines) M



Globetrotter *(40 Line)*

An iconic élysée design originating in the dummert era, updated to the Intermediate chassis in 1992.





Corona Gold Globetrotter

(40 Line)

(*44*, 4Q1992-1997) M

24K gold plating on 12K black gold, lacquer clear-coat.

Nib: 14k solid gold / 14k gold-plated.



Damascene Globetrotter
(40 Line)

(*45*, 4Q1992-1998) {0.8oz} F/M

24K gold electroplated on stainless steel, lacquer clear-coat.

Nib: 14k solid gold / 14k gold-plated.





Standard model **Unusual model had smaller font**



Also had “GERMANY”
vertically alongside clip



Polishing *of the metal surface*



Plating the entire surface with 12 Kt **black gold** *by means of a special gold electroplating procedure.*



A plastic **mask** *with the motif is put on the entire surface.*



The metal parts which are not masked are 24 Kt goldplated with the **fine gold electroplating** *procedure. Removing the mask to reveal the gold motifs*



The fine gold decoration which is very sensitive is sealed with transparent **lacquer** *in three layers, hardened at 140°C and polished*

élysée



The 12 Kt black gold plating of the metal surface is decorated with ornaments or motifs out ot 24 Kt yellow gold. The results of combining cobalt and other non-metallic alloys create the typical Corona Gold.

Corona Gold
for elegance



Burnishing the **high grade steel** *casting*



A plastic **mask** *with the motif is put on the entire surface*



Producing **indentations** *in the remaining metal parts*



24 Kt **fine gold plating** *of the remaining metal parts by means of the gold electroplating procedure Removing the mask.*



The fine gold decoration which is very sensitive is sealed with transparent **lacquer** *in three layers, hardened at 140° C and polished.*



élysée

Motifs and symbols out of 24 Kt fine gold inlayed in the silk matte high-grade steel. Following this the very old technique of the Damascenes, combining gold and steel in an elegant manner, élysée developed the Damascene procedure.

Damascene
for elegance

Damascene Sports *(40 Line)*

(4Q1992-2Q1997)

24K gold electroplated on stainless steel, lacquer clear-coat.

Nib: 14k solid gold / 14k gold-plated.





Sports Tennis

(*47*) M





Sports Golf

(*48*) M (pen contributed to collection by Sabine Schuster, Staedtler)



Sports Ski

(*49*, 1992-1993 only, not in US)

En Vogue Laque Leather *(50 Line)*

(4Q1992-1Q1997) {1.0oz}

Nib: 14k solid gold / 14k gold-plated.

(In 4Q92 price list: mistakenly called Laque Antique and used French names Noir, Bleu, Bordeaux/Rouge; missing Green.)



93/94



Black

(*532*) M



Blue

(*542*) M



Burgundy

(*552*) M



Green

(*562*) M



Finishes varied from pen to pen, in pattern and contrast:







Burnishing *of the metal casting*



Varnishing the first layer with **basic lacquer**



Tearing lacquer *is sprayed onto the wet basic lacquer*



Tearing process *begins as basic lacquer and tearing lacquer are incompatible.*

Process of tearing is finished, a **leather structure** *has developed.*



The surface is sealed with several layers of **transparent lacquer** *and hardened at 170°C.*

élysée



The incomparable feeling of softness and luxury, preciously retraced in lacquer. „The writing instrument as a noble accessory". Nature as example.

for elegance
Laque Leather



En Vogue (30 Line)

(4Q1992-1997) {0.8oz}

Nib: 14k solid gold /
14k gold-plated.



93/94



93/94

En Vogue Laque Lapis *(30 Line)*

(*34 in 1992, 341 1993 on*, 4Q1992-1997) M14

Blue textured with black.

Nib: 14k solid gold / 14k gold-plated.



En Vogue Laque Cobra *(30 Line)*

(*36 in 1992, 341 1993 on*, 4Q1992-1997) F14

Nib: 14k solid gold / 14k gold-plated.







En Vogue Laque Brown *(30 Line)*

(*37 in 1992, 371 1993 on*, 4Q1992-1997) M

Tortoise.

Nib: 14k solid gold / 14k gold-plated.





for elegance
En Vogue

The combination of the different lacquers which must not be covered but shining through in coloured layers connected with the manual skill of the person applying the lacquer result in the rich play of colours with its light reflections.





Burnishing *the metal casting*

First layer *of adhering lacquer (good combination of metal and lacquer)*

Applying **basic lacquer** *and baking at 170°C*

Producing lacquer effects by means of a **stencil**

Sealing the surface with at least three layers of **transparent lacquer** *and hardened at 170°C.*
polishing *lacquer surface, the orange skin structure of the surface is removed, lacquer produces a deep effect.*



Laque Color *(50 Line)*

(1993-1996)

Layers of lacquer, muted colors.

Replaced by Concorde in 1997.

Nib: 14k solid gold / 14k gold-plated.





93/94

Noir

(*531*, called 33 Laque Onyx in 4Q92 price list) M/BP (fountain pen photo by Sherman Lee)





Bleu

(*541*) M



Bordeaux

(*551*) RB



Vert

(*561*) M/RB



1997-1999



Illusion

(1998?) {0.8oz} M

Rare and gorgeous.

Nib: 18k solid gold, entirely platinum plated.











Lyric *(30 Line)*

(1997-1999) {0.8oz}

Marble-like Lacquer with veins of gold, needs sunlight.

Nib: 14k solid gold / 14k gold-plated.





Bleu

(*342*) M



Rouge

(*352*) M



Vert

(*362*) M



Laque Color Successors


98

Concorde *(50 Line)*

(1997-2Q1999)

New name for Laque Color; Steel and Matte added.

Nib: 14k solid gold / 14k gold-plated.

Classic (black) GT

(*53*, same as Laque Color Noir) M

Lacquer (not matte epoxy), called Scripta Orbis in 1Q99, then back in 2Q99. (photo by Jim Royal)



Classic (black) Matte

(*533*) F



Blue

(*54*, same as Laque Color Bleu, through 1998 only) M

Red

(*55*, same as Laque Color Bordeaux, through 1998 only) M

Steel GT

(*58*) B



Scripta *(50 Line)*

(1999-2000)

Last new model.

Nib: 14k gold-plated.





Much darker color than Laque Color, like Lyric without gold flakes (photos by Jim Royal)







Luna

(*549*, blue) F



Terra

(*559*, red) **M** (photo by Jim Royal)



Mare

(*569*, green) **M** (photo by Jim Royal)



Orbis

(*53*, 1991) (photo by Jim Royal) **M**

Laque Color Noir / Concorde Classic GT was included in the announcement of this model, then moved back to the Concorde line-up at the end of 2Q1999.



Dragon and Cigar

Built on the Laque Color Intermediate body; with screen-printed gold-plating.

Nib: 14k solid gold / 14k gold-plated.

Dragon Pen *(DP Line)*

(*DP*, 2Q1997-1999) {0.8oz} M

Celebrates coming Chinese Year of the Dragon (2000).

“Presented in a Red Gift Box with ‘Descendant of the Dragon’ in Chinese text marked in Gold outline on the lid.”













Suspicion of a counterfeit version of the Dragon pen:



First noted by Michael Fan. Sherman Lee explaines:

The original four characters meant, "the heir of the dragon." The Chinese people would mythically say that we are the heirs of the ancient dragon, trying to gain the good energy of the dragon.

These different four characters mean, "a dragon is flying in the sky." And the calligraphy is worse (and more ancient) than the original.

Original as on box



Suspected counterfeit



Cigar (Cigarre)

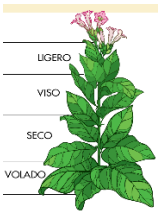

(I don't have catalog, 1997?) M 047, 096/200

Prototypes may have been built for a distributor in Hong Kong, perhaps for the China market where pens were sold in tobacco stores. Ultimately, it was only available in the US. 200 were made. Serial numbers were printed "000/200" in the body, just above the image of the cigar band. The body included a stylized tobacco plant and a map of the Western Hemisphere and Africa.











1 Set (Füllhalter und Kugelschreiber) „Cigarre-Pen" von élysée (ca. 500 DM; nur in USA erhältlich)



Experimental pens were made with customers' signatures, in search of a concept that would "stop the bleeding."

ECONOMY BODY (60/70 Line)

(1995-2000)

Jewel: 1.0mm H (excluding logo relief), 6.6mm D (at base).

Clip attached to jewel. Section threads 8.5mm plastic. 137mm long.

Plastic body, plastic section.

Unlike most, the ID Band is on the body instead of the cap (except Dynamic Chrome CT).

These took over the “Caprice” and “Dynamic” names from the slender dummert-era Spherical Finial Caprice and Dynamic. The Spherical Finial Caprice and Dynamic were briefly reintroduced in 1997 under the names “Caprice Slimline” and “Dynamic Slimline”.







Models

- **1995**
  - Caprice
  - Dynamic
- **1997**
  - Royale

1995

Caprice (Staedtler) *(60 Line)*

(1995-2Q1999) {0.6oz}

Nib: 14k gold-plated.





Blue

(*641*) F



Red

(*651*) F



Green

(*661*)



Gray

(*671*) M



A Caprice CT was also made.
(I don't have catalog.)





élysée

Burnishing *the metal casting*

First layer of **adhering lacquer** *(good combination of metal and lacquer) applying* **basic lacquer**, *baking at 170°C*

Produced on the lacquer machine in one stage: shading both **ends of the casting** *with black lacquer*

Spraying **structured lacquer** *and distribute onto the surface with* **compressed air** *until surface design becomes visible*

Sealing the surface with several layers of **transparent lacquer** *and hardening at 170°C,* **polishing** *lacquered surface*

for elegance
Caprice

The knowledge of the craftmanship and the possibilities of new techniques permit the development of surface decorations unknow up to now. Caprice, fine marbled structure in elegant detail.



Dynamic (Staedtler) *(70 Line)*

(1995-2000) {0.6oz}

Nib: 14k gold-plated / chrome plated (on CT).

Epoxy / steel.







98



95/96

Steel GT

(*781*, sometimes called just GT) M

Steel CT

(*791*, sometimes called just CT) M

Steel CT with gold band

BP





Two different bands on Steel CT: stamped on body (1995-1Q99?) vs. silver band (either very early or very late?)
(photo by Jim Royal)

Black CT

(*701*) (photo by Jim Royal)



Black GT

(*731*) F



Titan GT



(*721*, through 1999) F

Velvet CT

(*761*, taupe, 1999) M/BP





Velvet GT

(*771*, 1999) (photo by Jim Royal)





Burnishing *the metal casting the basic material is laquer which has been grinded to a very* **fine powder** *(coloured or transparent)*

In an **electrostatic field** *in which the lacquer powder is positively charged and the writing instruments are earthed the lacquer powder is attracted all around the body of the writing instrument*

The resin inside the lacquer powder adheres onto the metal surface **Baking**. *In an oven at 220°C the powder melts to a homogene mass which surrounds the entire body of the writing instrument.*

The **temperature falls** *slowly.*

After cooling the epoxy lacquer gains its **silk matte shine.**



Epoxy
for elegance

Developed for highest mechanical use, the Epoxy laquers of the Dynamic and Streamline- series guarantee a durable silk-matte shine.

95/96

1997

Royale *(60 Line)*
(1997-1999)
Nib: 14k gold-plated.





Platinum Plated
(*601*, fine line) F







Gold Plated
(*611*, fine line) F



Titan

(*621*, cross-hatch deep lines F / later subtle lines M/RB) {0.6oz}





FLAT NIB (DUMMERT)

(1981-1993-94?)

Section threads stainless steel 8.1mm 1.5tpm (except early models).

Slender body (~9.3mm at top of body just below section, versus Staedtler 10.4mm).

No Jewel or slanted Jewel (90 Line).

Flat Nib: 14k solid gold / 14k gold-plated steel.





Models

- 90 Line (“Jewelry Line”)
- 80 Line (“Design Line”)
- 70 Line (“Classique Line”)
- Spherical Finial (50/60/70 Line)
- dummert (pre-élysée)
- Mini Pen



90 line

Juwelier-Linie. Die hohe Schule traditioneller Goldschmiedekunst und brillanter Lacktechniken. Dessins von bestechender Eleganz, ausgeführt in höchster Präzision. Massiv geformter Clip, geführt in einem feinmechanischen System.

Jewellery line. The high school of traditional gold work and brilliant laque techniques. Designs of a captivating elegance, executed with highest precision. Elegant robust clip complimenting a precision engineered writing instrument.



80 line

Design-Linie. Wertvolle Materialien, aber strenge Sachlichkeit. Zurückhaltende Eleganz, höchste feinmechanische Qualität und Präzision. Der funktionelle Massivclip unterstreicht das betonte Understatement.

Design line. Manufactured from precious metals, a functional, yet elegant pen of quality, fitted with a spring loaded clip illustrating another example of élysée quality.



70 line

Classique-Linie. Klassisch-vertraute Formgebung und hohe Wertbeständigkeit. Edles Erscheinungsbild, zeitlose Dessins in hoher Qualität und bester Verarbeitung. Clip aus hochelastischem Federstahl, goldplattiert, silber-rhodiumplattiert.

Classique line. Classic – well-known form and high stability of value. Elegant appearance, timeless designs of high quality and best finish. Elastic clip made of spring steel, gold-plated or silver-rhodium plated.



60 line

BARLEYCORN, LAQUE ANTIQUE, WORLD PEN-GLOBETROTTER, CAPRICE LINE, DYNAMIC LINE. Individuell-charakteristische Form und attraktive Linienführung. Qualitativ hochwertig, in einer Vielzahl aktueller Finishes mit hoher Publikumsakzeptanz. Der Massivclip folgt harmonisch dem Profil des Gehäuses.

BARLEYCORN, LAQUE ANTIQUE, WORLD PEN-GLOBETROTTER, CAPRICE LINE, DYNAMIC LINE. Individual-characteristic form and attractive designs. Of high quality, in various finishes readily accepted by the consumer. The solid clip and the profile of the case form an integrated whole.



50 line

STREAMLINE. Druckschreibgeräte in wegweisendem Design moderner Produkte unserer Zeit. Die ergonomische Formgebung ermöglicht entspanntes und ermüdungsfreies Schreiben. Clip und Drücker reflektieren den Schwung der Linienführung des Körpers.

STREAMLINE. Push-button writing instruments in a pioneering design: modern products of our time. The ergonomic shape enables relaxed and effortless writing. The clip and push-button mechanism reflect the dash of the body's shape.

90 Line ("Jewelry Line")

(2Q1986-1991)

Clip on side hinged with large "élysée" at bottom, 137mm long.

Jewel: 7.2mm D (at base). Most had angled Jewel / US market had flat stamped-in logo.

Nibs: 14k solid gold (stamped "14K") / 14k gold-plated.

This was the high end of the dummert era.



86







Models

- Bi-colour Barleycorn
- Bi-colour Fine lines
- Line de Platine
- Line d'Or
- Laque Intarsia

Bi-colour Barleycorn

(*4501*) Gold and platinum {0.7oz} B



Bi-colour Fine Lines

(*4502*) Fine vertical fine lines in platinum and gold F



Line de Platine

(*2401*) Rhodium 422 with vertical fine lines (photo by Jim Royal)





Line d'Or

(*3301*) 23K goldplated with vertical fine lines RB



Laque Intarsia

Greek antique symbol of the river,
23K gold trim.



86



91

Bleu

(*7501*) F



Rouge

(*7502*) M



Noir

(*7503*, only listed in '88/89 and '91 catalogs) (photo by Martin Fisher)



Laque Intarsia Promotionals

Promotional version F14



Transitional 90 Line with 1991 Finesse Laque Intarsia, promotional M



"Jaguar" on clip



"Growler" on finial



"Leaper" on side of cap



80 Line ("Design Line")

Clip hinged through side, protrudes through top.

Slender body (9.3mm at the band), spherical top, metal section threads, 136mm long.

Nibs: 14k solid gold (stamped "14K") / 14k gold-plated.



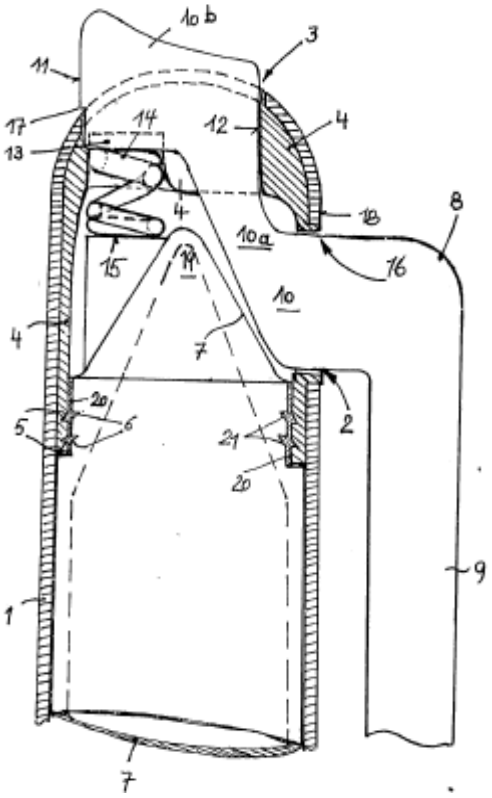





Models

- Rolled Gold
- Solid 925 Sterling Silver
- Rondelle Silver-plated
- Rondelle Heavy Gold-plated
- Arabesque
- Bi-colour Barleycorn
- Laque Lapis
- Laque Jade
- Laque Onyx
- Laque Coral

Rolled Gold



(*1840*, 1981-1986/87)

Gold filled (heavy-gold-plated), fine lines.

SPECIAL DIAMOND CLIP (note: diamonds are all there, but are embedded to different levels; age? One of a kind?)







Solid 925 Sterling Silver



(*1527*, 1981-1986/87) BP

Fine lines, “925 Silver”.

(pen contributed to collection by Martin Fisher)



Rondelle Silver-plated

(*2121*, 1981-1982) M



Rondelle Heavy Gold-plated

(*2138*, 1981-1986/87) Mnarrow-thread,BP



Arabesque

(*2238*, 1981-1986/87) M
Heavy-goldplated, guilloche.







Bi-colour Barleycorn

(I don't have catalog, sold in China) EF







Mystery Black Barleycorn

(I don't have catalog)





Laque Lapis / Lapislazuli

(*5538*, 1981-1990) {0.8oz} M





Being hand-made,
the pattern on
each pen is unique
(photo by Sherman Lee)

with Mark Cross logo



Laque Jade

(*5638*, subtle variegation, 1981-1990) M



Laque Onyx

(*5738*, 1981-1990) M (photo by Jim Royal)



Laque Coral / Korall

(*5838*, subtle variegation, 1982-1990)
M, BP

(photo by Sherman Lee)





Laque elysee?

(I don't have catalog) BP





70 Line (Flat Top, “Classique Line”)

(dummert-1991)

Clip bulge at top (except early).

Nibs: 14k solid gold (stamped “14K”) / 14k gold-plated.

The most diverse Line.





Models

- Satiné: CT, GT
- Classique: Silver, Gold, Gold Sleeve
- Facette
- Damascene
- Damascene Globetrotter
- Carré: Gold, Silverplated, Silver Sleeve
- Barley: Silver, Silver Sleeve, Gold
- Laque élysée
- Laque Blue
- Laque Green
- Laque Brown
- Laque Cobra
- Epoxy Noir

Satiné CT

(I don't have catalog) BP

Stainless Steel, frosted finish.



Satiné GT

(*0301*, 1981-1986/87*)* M/BP/ RBearly

Stainless Steel, frosted finish.



Classique Silver / Silver-plated

(*1521*, 1981-1986/87) M

Electroplated with fine lines.



Random pattern in guilloche



Classique Gold / Gold-plated

(*1530*, 1981-1989) M

Electroplated, fine lines.





Classique Gold Sleeve

(*1840*, 1981)

Facette

(*2038*, 1981-1986/87) M
Heavy-goldplated, bark pattern.





Damascene

(*3034*, 1981-1986/87) F
14k gold electroplate on stainless steel.



variation in pattern in barrel of bottom example, doesn't match cap

Damascene Globetrotter

(1983 only) (photos by Sherman Lee)

Globetrotter reappeared in 1986 on Spherical Finial 60-Line.

(See Intermediate Body, 1992, Globetrotter, for panorama of map.)



"International" found on some Globetrotters (here a 70-Line; also found on a 60-Line); I don't have catalog showing an International.



Mystery Damascene

(I don't have catalog)



Damascene also available with inlayed company logo. (10/83)

Carré Gold

(*0738*, 1981-1986/87) Mnarrow thread
Heavy-goldplated, cross-hatch.



Carré Silverplated

(*0721*, 1981-1986/87) **M**narrow thread
Cross-hatch.



Carré Silver Sleeve

(*0726*, 1981-1982) M14narrow thread
“925 Sterling” silver.





Silver Sleeve



Silverplated

Mystery Carré

(I don't have catalog)



Barley Silver

(1981?) M-narrow thread
Silver trim, gold-plated nib. (Note: Early models did not have bulge on clip.)



Barley Silver Sleeve

(I don't have catalog) BP



(pen contributed to collection by Martin Fisher)

Barley Silver versus Barley Silver Sleeve







(comparison photos by Martin Fisher)

Barley Gold

(1981?) M



Laque élysée

(*4330*, 1981-1990) M
Dark brown semi-translucent lacquer.



Laque Blue

(*4630*, tortoise, 1981) RBearly-dummert end



Laque Green

(I don't have catalog, tortoise, was in dummert product line) (photo by Jim Royal)



Laque Brown

(*4930*, tortoise, 1981-1990) Mnarrow thread, BP



Laque Cobra

(*5930*, gray lattice on black, 1981-1990) F



Epoxy Noir (matte black)

(*0311*, 1981-1986/87) EF



Evolution of 70-Line

dummert early narrow thread Mark Cross final design











Spherical Finial (40/50/60 Line)



Flat nib, spherical top, clip attached to top, metal section threads, slender body (9.3mm at the band), 136mm long.

Shorter 70mm converter.

Nibs: 14k solid gold (stamped "14K") through 1990 / 14k gold-plated.

Models continued after 1992 were relabeled with 2-digit numbers.

Models

- **Epoque Corona Gold**
  - Globetrotter
  - Art Nouveau
  - Empire
  - Art Deco
- **Damascene**
  - Globetrotter
  - Sports: Tennis, Golf, Ski
- **Barleycorn**: Silver, Gold, Platinum
- **Laque Antique**
- **Caprice**
- **Dynamic**

Epoque Corona Gold *(40 Line)*

24K gold electroplated on 12K black gold, sometimes called just "Epoque" or just "Corona Gold."

Globetrotter

(*1002=44*, 1992, replaced by Staedtler Intermediate 4Q1992) M

(See Intermediate Body, 1992, Globetrotter, for panorama of map.)



Art Nouveau

(I don't have catalog) M



Not all pens had names (e.g., "Art Nouveau") on caps



Empire

(*1003=40*, 1992, replaced by Staedtler Intermediate 4Q1992) M



Art Deco

(*1005=41*, 1992, replaced by Staedtler Intermediate 4Q1992) M



Damascene versus Corona Gold

Damascene: 24K gold filigree inlayed on stainless steel

Corona Gold: 24K gold electroplated on 12K black gold



Damascene Globetrotter *(60 Line through 2Q1988, then 50 Line)*

(*4306, 45* 1992, 1986-1992, replaced by Staedtler Intermediate 4Q1992) F

(See Intermediate Body, 1992, Globetrotter, for panorama of map.)



Normal cap



Unusual "International" cap (photo by Martin Fisher)



Damascene Sports *(40 Line)*

(1992, replaced by Staedtler Intermediate 4Q1992)



Tennis

(*4313=47*, 1992) M

Golf

(*4314=48*, 1992)

Ski

(*4315=49*, 1992) M (photo by Jim Royal)







With corporate logo



Barleycorn

(60 Line through 2Q1988, then 50 Line in 1990)



88/89



90

Barleycorn Silver Plated

(*1021*, 1986-1991) M

With rhodium protection. (photo by Jim Royal)



Barleycorn Gold Electroplated

(*1030=51*, 1986-1992) M



Platinum Plated

(*52*, 1992 only)

Laque Antique

(60 Line through 2Q88, then 50 Line)

Greek decor at end of barrel.





Blue/Bleu

(*6305=54*, 1986-1992) (photo by Jim Royal)



Bordeaux

(*6306=55*, 1986-1992) M



Green

(*6307*, 1986 & 1991)

Pearl

(*6309*, 1986 & 1991) M



Noir

(*6313, 53* 1992, 1988-1992) BB



Caprice *(60 Line)*

(1984-1994, returned briefly in 1997 as "Caprice Slimline") {0.8oz}

Metallic Lacquers in colors of well-known German cars.

Nib: 14k gold-plated.



Marine

(*6004, 64* 1992 on, dark blue, 1984-1997) F



Bordeaux

(*6104, 65* 1992 on, burgundy, 1984-1997) M



Sand

(*6204*, champagne, 1984-1991) B



Delphin

(*6304*, green-gray, 1984-1991) M



Porto-Rose

(*6404*, taupe, 1984-1989) M



Pearl

(*6504, 61* 1992 on, 1986-1997) M



Gray

(*6105, 67* 1992 on, silver-gray, 1992-1997) F



Black

(*6120*, 1990 Japan)

Red

(*6121*, 1990 Japan)

Titan

(*1001, 62* 1992 on, sprayed titanium, 3Q1989-1997, moved to Dynamic line 1995-1996) M



Not metallic:

(I don't have catalog, dates uncertain)

Green

M



Turquoise

(photo by Jim Royal)



Pink

M



Dynamic *(60 Line through 2Q198, then 70 Line)*

(1984-1994, returned briefly in 1997 as “Dynamic Slimline”)

Matte finish (epoxy synthetic resin) or stainless steel.

Nib: 14k gold-plated.

Models continued after 1992 relabeled with 2-digit numbers.

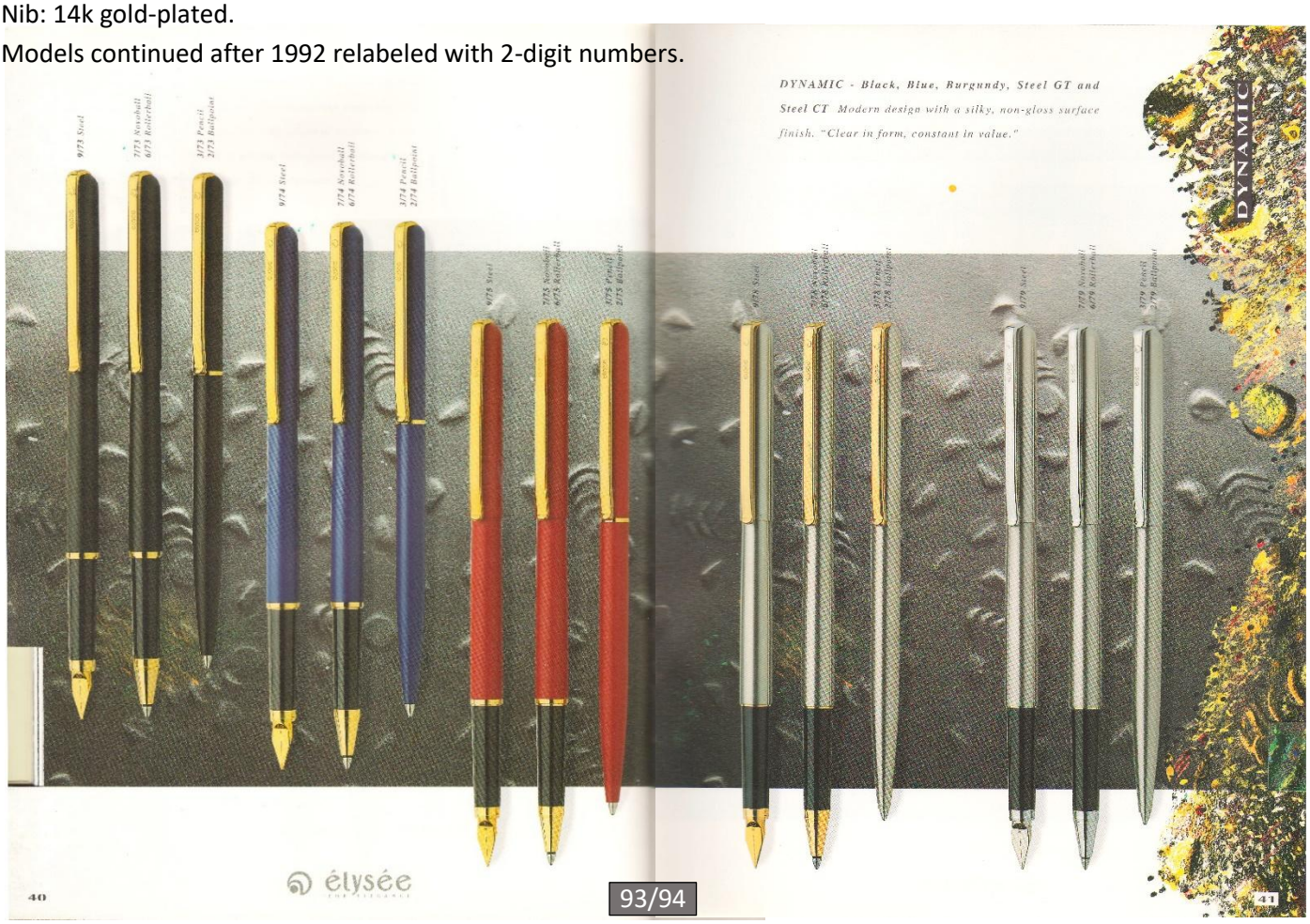

Blue

(*6003, 74* 1992 on, 1983-1997) F



Burgundy

(*6103, 75* 1992 on, 1983-1997) M



Brown

(*6203*, chocolate, 1983-2Q1989) F



Black

(*6303, 73* 1992 on, 1983-1997) M, BP



White

(*6703*, 1986-1987, glossy not matte) M



Steel

(*0302, 79* 1992 on, CT, 1983-1994, nib initially goldplated, then 1986 chrome plated) M



Steel Gold

(*0401*, *78* 1992 on, GT, 1986-1997) B



Color Comparisons, Caprice versus Dynamic

(photos by Jim Royal)

Caprice Pearl (opalescent, top) versus Dynamic White (gloss, bottom)



Shades of grey and black



Caprice Titan	Caprice Delphin	Dynamic Black	Laque Antique Noir

Blue and Red in Caprice (metallic, top) versus Dynamic (matte, bottom)



dummert (pre-élysée)

Prior to introducing the élysée brand in October, 1981, at the Frankfurt Book Fair, dummert sold Mini Pen and 70-Line pens branded with the “dummert” name. Note the tradition of not capitalizing the brand name.

(I do not have catalogs; so, I can only list what I have or have seen.)













dummert
solid 14k nib







70-Line Barleycorn

M



70-Line Classique Silver

(fine lines) M



70-Line Carre Silver

BP



70-Line Facette 925 Silver

M (1979 model contributed to collection by Dale Seymour and Ernst J. Kubitza)







70-Line Satine CT

RB



70-Line Satine CT Promotional

logo, in box BP











70-Line Epoxy Noir (matte black)

RB



Mini Pen Silver 925

BP







Transition to élysée

In 1981, the élysée brand and logo were introduced.
At first, some pens carried the dummert-branded nib.



Some early élysée retained the two-part bottom finial (base of the barrel).

early dummert dummert early élysée élysée



Early Narrow Threads

The early dummert sections were different:

- Smaller section thread: 7.9mm (0.311”) versus the later 8.1mm (0.319”).
- The threads go all the way to the end of the section.
- The threads were finer (2tpm versus later 1.5tpm).

Converters differed also:

- Green instead of gray.
- Knurl is wider, all the way to the end.

There were some cosmetic differences as well.

Early **Later**



70 Line originally came out with a different clip: F

- Bend in clip.
- Missing 70 Line bulge in top of clip.
- Some were missing elysee logo on clip.



MYSTERIES (probably the result of mixed inventories during transitions:

Here’s an early clip, with later wide threads.



Here’s a later clip, with early narrow threads.



MINI PEN (60 Line)

(dummert-1990)

Very slender 6.5mm, short 125mm ballpoint / pencil.

The same finish (and model numbers) as selected 60/70/80-Lines.)

Refill:

Diameter: 3.2mm (0.126”). Cap at back-end can be up to 4mm.
Length: 106.8-108mm (4.2”-4.25”). No spring.







Size comparison: Mini Pen versus standard 60 Line



60-Line

Mini Pen

Classique Gold

(*1530,* fine line) BP



Classique Silver

(*1521*, fine line, 1981-1987)



Silver Sleeve

(I don't have catalog, band says "Silver 925)



Facette

(*2038*, I don't have catalog*)* BP



Rondelle Silver-plated

(*2121*, 1981 only) BP



Rondelle Heavy Goldplated

(*2138*)



Laque élysée

(*4330*)



Laque Blue

(*4630*, tortoise, 1981 only) BP



Laque Brown

(*4930*)



Laque Lapis

(*5538*)



Laque Jade

(*5638*) BP



Laque Coral

(*5838*) (photo by Sherman Lee)



Laque Cobra

(*5930*, 1982-1990)



Epoxy Noir

(*0311*, 1981-1987)



Satiné

(*030*, 1981-1987)



Mini Pen Clip evolution

Late

Early



STREAMLINE (Push Button, 50 Line through 2Q88, then 80 Line)



(1988-2001?)

Push-action ballpoint and pencil. {0.8oz}

Stainless steel / matte epoxy.

The only model manufactured completely in-house in a new factory.

Streamline revived the “élysée” branding on the end of the clip used on the dummert-era 90-line.





93/94





Titan-Style

(*0601, 82* 1992 on, titanium particle plated, chrome trim, 1988-1997) BP



Black Matte

(*5102, 83* 1992 on, 1988-2001?) BP



Steel GT *(later called simply GT)*

(*0106, 88* 1992 on, 1988-1999) BP



Steel CT *(later called simply CT)*

(*0105, 89* 1992 on, 1988-1997) Pencil







Added in 1994:

Blue, deep tone, gloss finish

(*I don't have catalog. Prototype?*) BP



Blue, light tone, matte finish

(*841*, 1994-1997) BP/BP Gold plating varied in color. (photos by Regina Martini)



Pink, matte finish

(*851*, 1994-1997) Gold plating varied in color. BP



Green, matte finish

(*861*, 1994-1997) BP (pen contributed to collection by Sabine Schuster, Staedtler)



Yellow, matte finish

(*871*, 1994-1997) BP (pen contributed to collection by Sabine Schuster, Staedtler)



Version based on Staedtler 925-25 Silver Series

(I don't have catalog) Pencil Nicer integrated clip, sleek body, no lead-type band. Made in Japan.



CONSTRUCTION

All products were designed and specified by élysée. The production of the parts was outsourced from companies like Mutschler, including, stamping, lacquering, plating, nib assemblies, etc. élysée assembled, finished and distributed.

> *"élysée pens were far superior to most other makes on the market.*
>
> *Unfortunately, in the pen trade, quality is not always the deciding factor. élysée could not compete with the Parker, Cross and Montblanc mainly because in the big stores, these other brands had their own in-store sales staff. It was a completely different selling environment from anything that Staedtler had experienced."*
>
> Bill Gillan, élysée Sales UK, 1991

Architecture

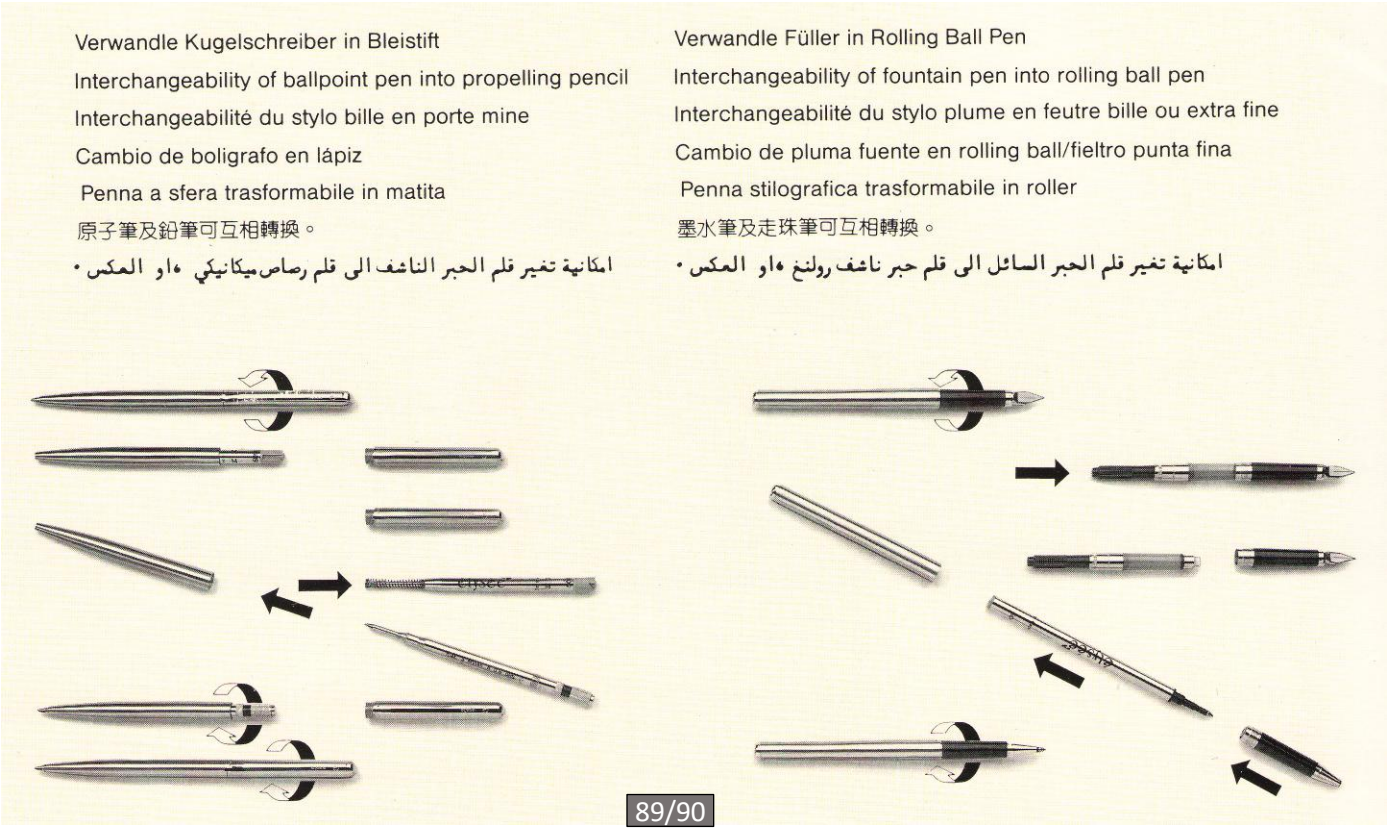





(photos by Sherman Lee)

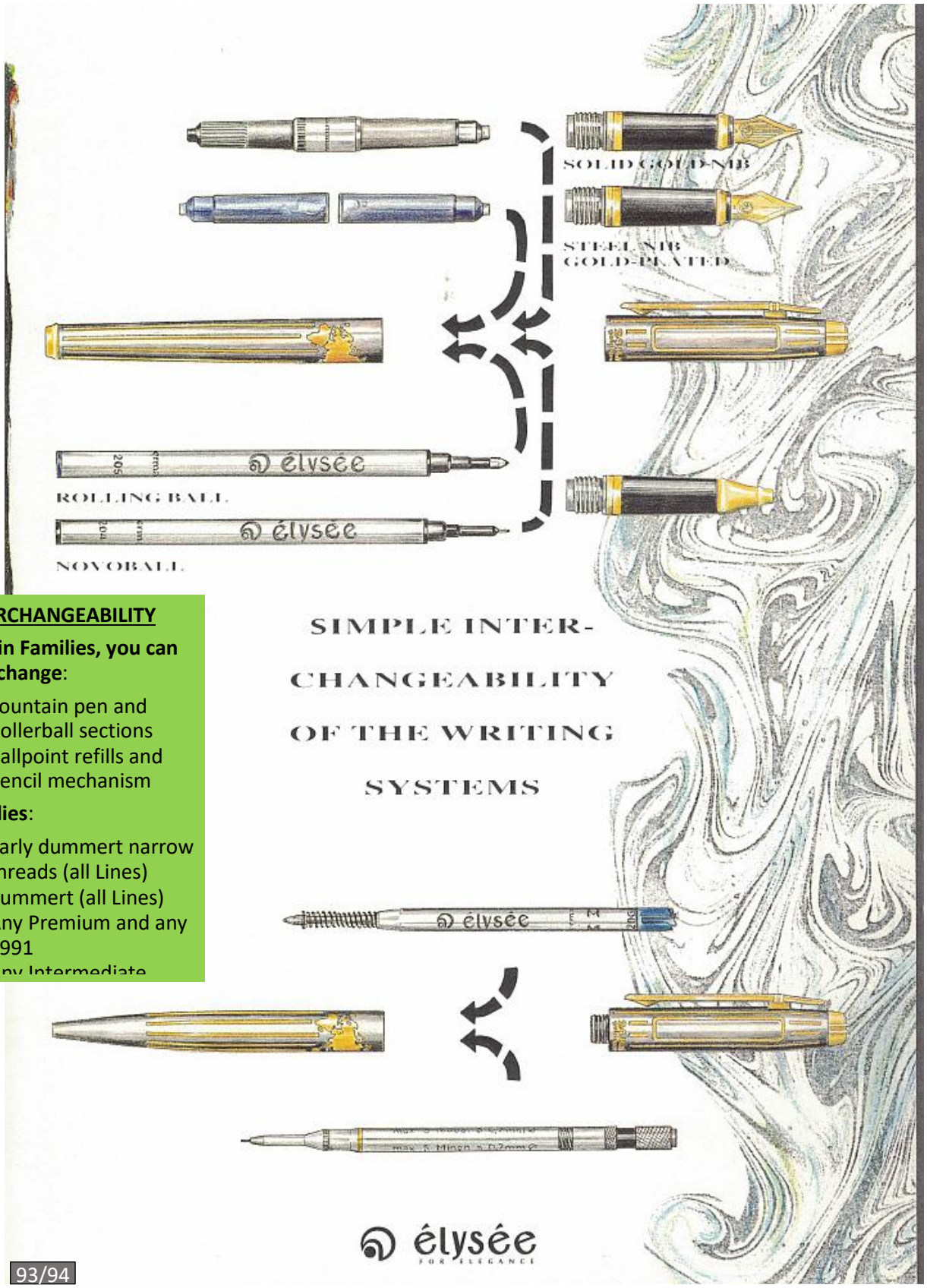

INTERCHANGEABILITY

Within Families, you can interchange:

- Fountain pen and Rollerball sections
- Ballpoint refills and Pencil mechanism

Families:

- Early dummert narrow threads (all Lines)
- dummert (all Lines)
- Any Premium and any 1991
- Any Intermediate

Clips

Clip Undersides

In the dummert era, on Spherical Finial (50/60-Line) pens, the underside of the clip was stamped either “metal”, or (1989? and later) “W. Germany”. Even within a set, pens may differ. (discovery and photos by Sherman Lee)





On dummert-era 60-Line, 90-Line, and Mini pens, and Staedtler-era Parthenon pen, after the base metal was folded to create the shape, the underside of the clip was filled to flat (or almost flat) before plating. (photos by Sherman Lee)





Clip Ends

Except for the 1991 6-prong models, the Premium bodies had a better-finished clip-end. When the metal flaps are folded to create the bulb at the end of the clip, it exposes a crack at the end. The Premium has that crack filled prior to gold-plating. The advantage: the Premium doesn’t catch on the threads of a soft or knit fabric.

Intermediate



Premium



Caps

Cap closing and sealing of fountain pens

Optimal distance
within the sealing because of the angle of the nib. The ink cannot leak out when being pushed onto the writing instrument.

Goldplated fastening ring

Airtight fastening
because of plastic insert

Elastic plastic insert
with air bag - „less wear"

Sliding socket
of plastic. Nib cannot be damaged when being put into the cap.

Strong external radius
of decoration ring with high-polished metal surface. No damaging or scratching of parts of the cap or barrel.

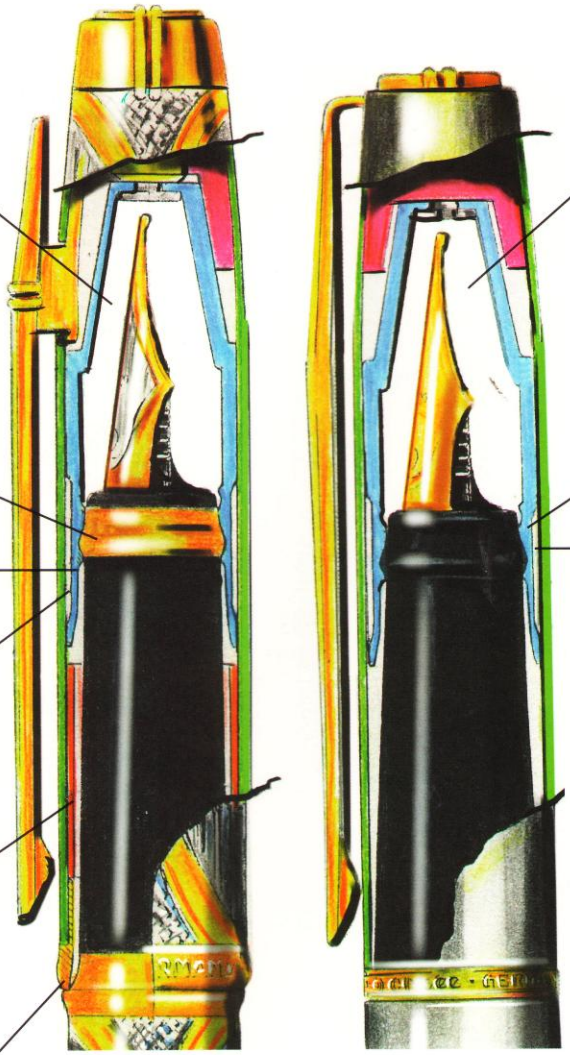

Linies 10-50

Linies 60-70

Optimal distance
within the nib because of the angle of the nib. The ink cannot leak when being pushed onto the writing instrument.

Airtight fastening
because of plastic insert

Elastic plastic insert
with air bag - „less wear"

élysée

Clip Systems

»self spring« clip system

»Spring loaded« clip system

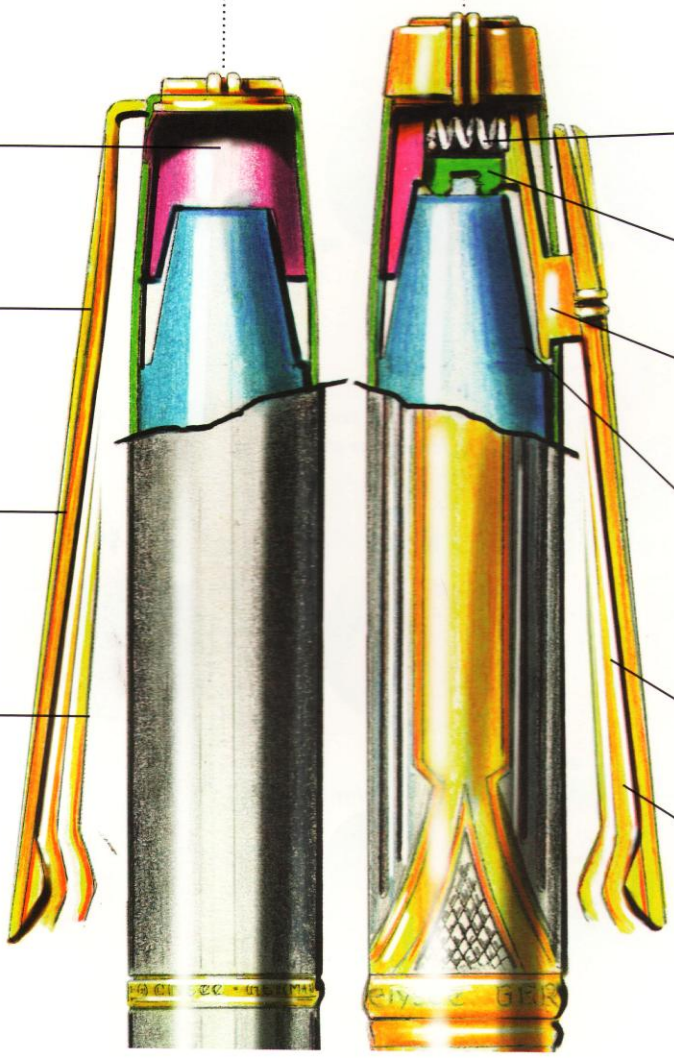

Fastening *of the clip in the body of the case.*

Part of the clip with **spring mechanism**

Massive **clip material** *not possible (no spring mechanism)*

No restriction for extension *of the clip*

spring mechanism *for moving of the clip*

area of **final extension** *of the clip*

guiding area: *avoids excessive movement of the clip*

turning point *for movement of the clip*

rigid part *of the clip*

strongest clip *material point*

	Lines 60-70	Lines 10-50
feeling of function:	*springy steel*	*smooth*
security:	*no area of final extension of the clip*	*perfect, maximum extension of the clip*
requirements:	*reasonably priced; clip and top one part*	*expensive, costly parts, expensive to manufacture*

élysée

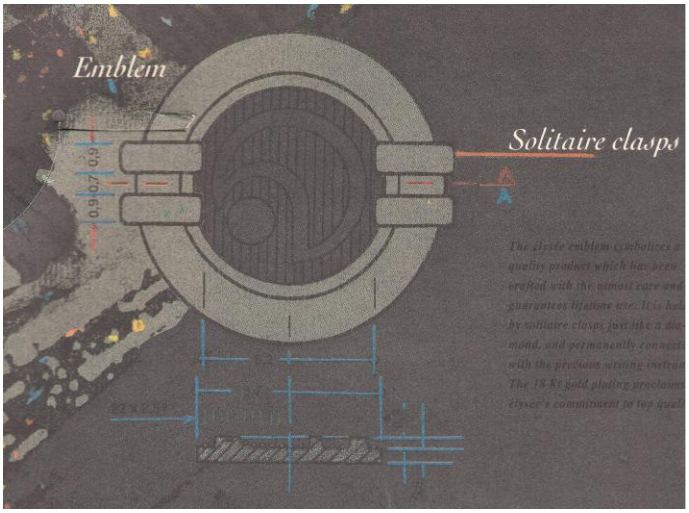

Caps are press assembled (not threaded), and are not considered repairable (per Staedtler repair shop).



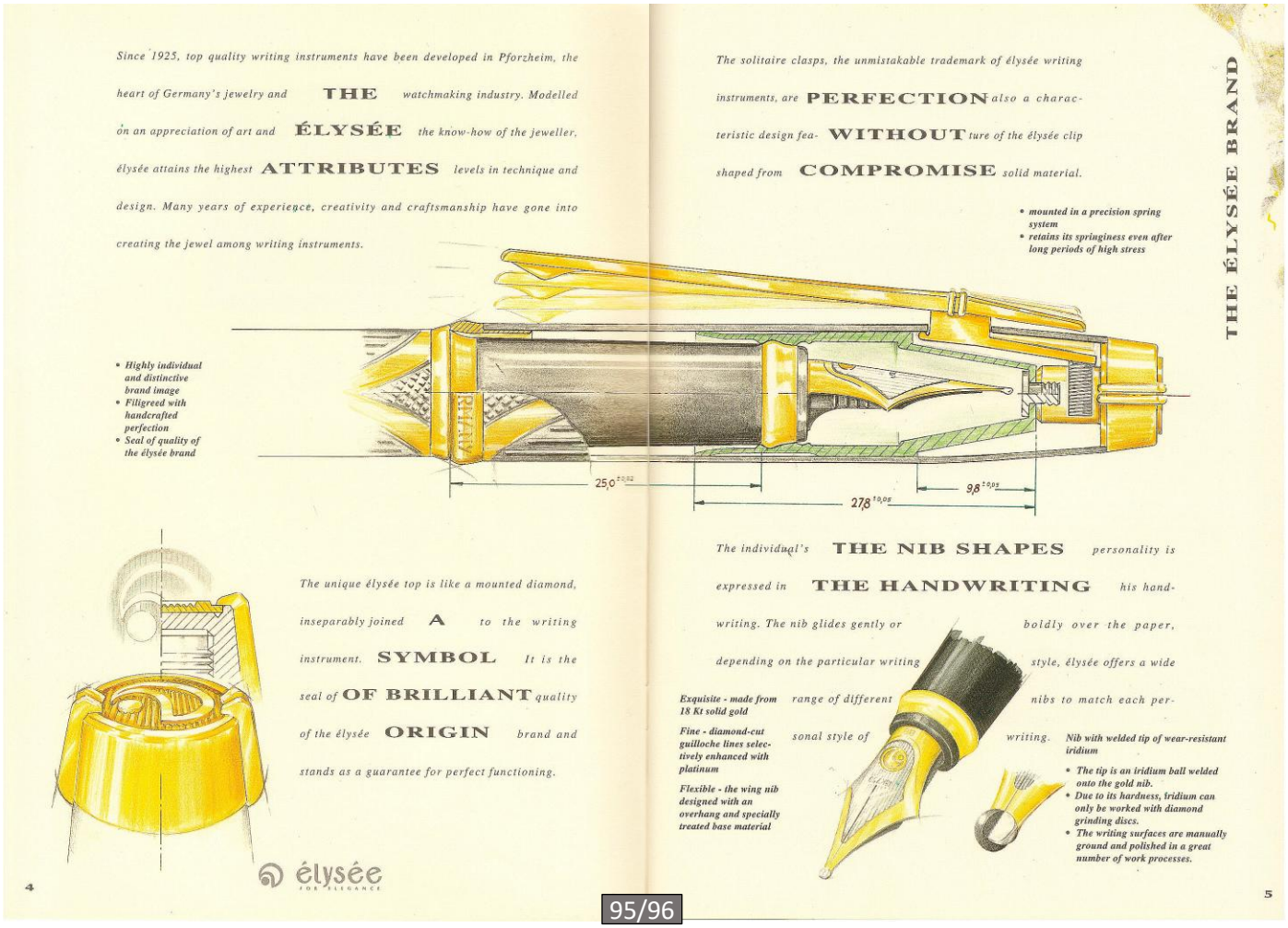

Nibs and Sections



Nib on all Premium bodies: 18k solid gold two-tone (except Edition 2 white gold).

All Nibs: iridium tip.

Nib Grades: extra-fine, fine, medium, broad, double broad, oblique medium, oblique broad, oblique double broad, italic broad, italic extra broad, and left-handed.
(See "Nib Cuts" for nib markings.)

Eagle: French customs control mark for solid gold through 1993.

(photo by Elton Qiu)



The "E|N" mark is associated with Esterbrook (New Jersey, US & UK), who manufactured nibs for many companies. Esterbrook may have been the source of élysée's famous two-tone nibs.



(photo by Elton Qiu)

Earlier nibs were probably supplied by Mutschler Schreib und Zeichengerate GmbH, aka Reform, in Heidelberg; and by Degussa and Rupp.



FÜLLFEDER-HALTER/FEDERN FOUNTAINPEN - NIBS	STANDARD-FEDER STANDARD NIB					SCHRAGSCHRIFT-FEDER OBLIQUE NIB			ITALIC-FEDER ITALIC NIB		FEDER FÜR LINKSHÄNDER LEFTHAND NIB
	EF	F	M	B	BB	OM	OB	OBB	BJ	BBJ	MO
STEEL CT	4611	4612	4613	4615							
STEEL GT	4601	4602	4603	4605	4606	4604	4607	4608	4625	4626	4609
14 KT GOLD	4651	4652	4653	4655	4656	4654	4657	4658			

89/90

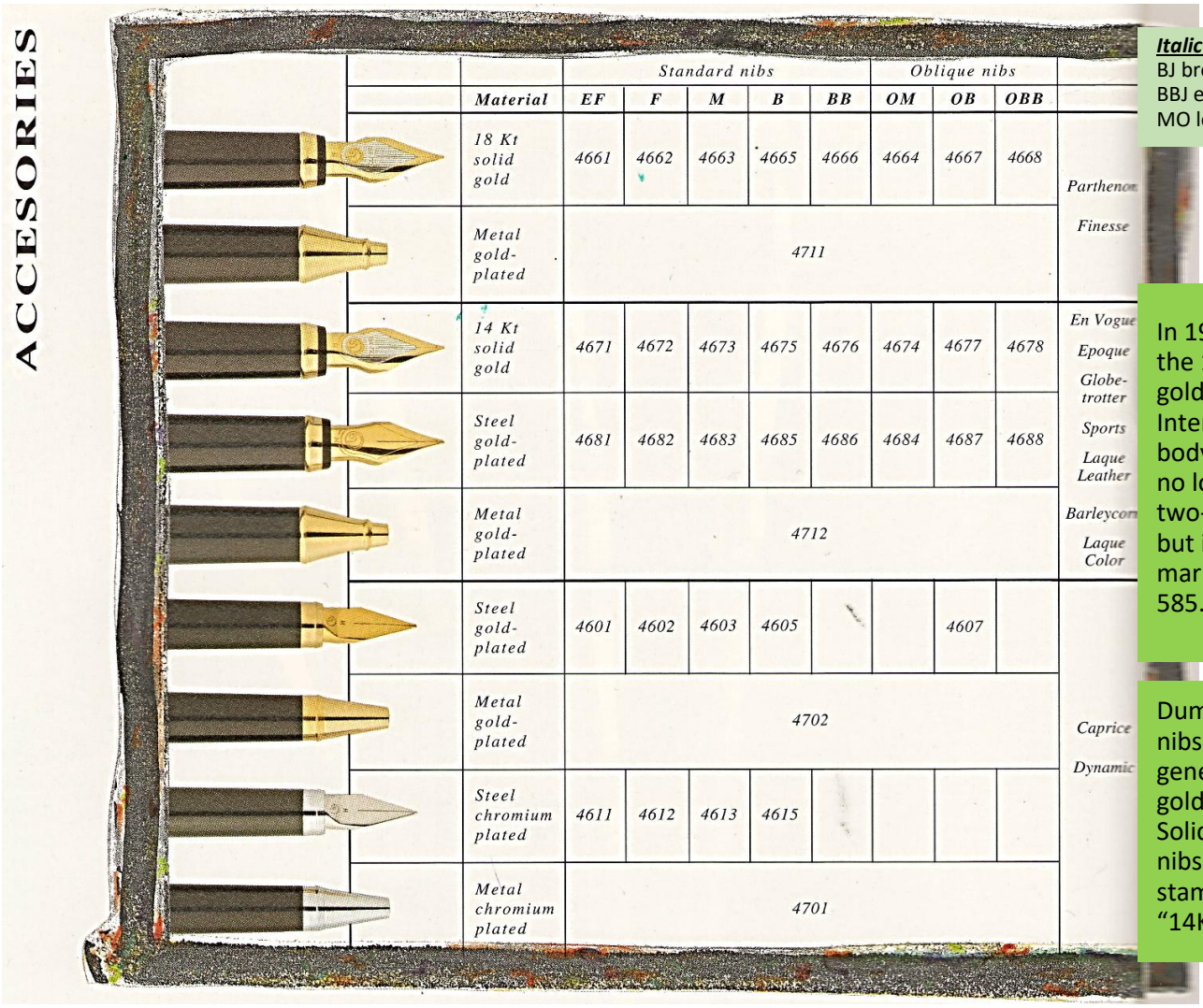

ACCESORIES

	Material	Standard nibs EF	F	M	B	BB	Oblique nibs OM	OB	OBB	
	18 Kt solid gold	4661	4662	4663	4665	4666	4664	4667	4668	Parthenon
	Metal gold-plated	4711								Finesse
	14 Kt solid gold	4671	4672	4673	4675	4676	4674	4677	4678	En Vogue, Epoque, Globe-trotter
	Steel gold-plated	4681	4682	4683	4685	4686	4684	4687	4688	Sports, Laque Leather
	Metal gold-plated	4712								Barleycorn, Laque Color
	Steel gold-plated	4601	4602	4603	4605			4607		
	Metal gold-plated	4702								Caprice, Dynamic
	Steel chromium plated	4611	4612	4613	4615					
	Metal chromium plated	4701								

Italic nibs
BJ broad
BBJ extra broad
MO left-handed

In 1994/95, the 14k solid-gold Intermediate body nib was no longer two-color, but it was still marked “14K 585.”.

Dummert flat nibs were generally 14k gold plated. Solid gold nibs were stamped “14K”.

93/94

Accesories élysée

Nib & tip	Standard nibs EF	F	M	B	BB	Oblique nibs OM	OB	OBB	
18 Karat solid gold	4661	4662	4663	4665	4666	4664	4667	4668	Parthenon, Finesse, Vernissage
Metal goldplated				4711					
18 Karat solid gold platinumplated	4641	4642	4643	4645	4646	4644	4647	4648	
Metal platinumplated				4713					
14 Karat solid gold	4671	4672	4673	4675	4676	4674	4677	4678	En Vogue, Epoque, Globetrotter, Sports, Laque Leather, Barleycorn, Laque Color
Steel goldplated	4681	4682	4683	4685	4686	4684	4687	4688	
Metal goldplated				4712					
Steel goldplated	5601	5602	5603	5605	5606		5607		
Metal goldplated				4715					
Steel chromium-plated	5611	5612	5613	5615	5616		5617		Caprice, Dynamic
Metal chromium-plated				4716					



pencil leads Ø 0,5 mm 0102 / *0,7 mm* 0101



Erasers 4041
5 Erasers for Streamline 80



Ink cartridges
blue 3111
black 3112



Converter 3501



Ballpoint refill International

Blue	F 1201	M 1202	B 1209		
Black	1203	1204	1210		
Red	1205	1206			
Green	1207	1208			



Rollerball Blue F 2101 Black F 2002
Red F 2003 Green F 2004



Novoball Blue EF 2101 / Black EF 2102



Pencil mechanism for Lines 10-70 0,5 mm Ø 4802
0,7 mm Ø 4801



Pencil mechanism for Streamline 80 0,5 mm Ø 4902

Nib Cuts

ITALIC: Broad down-stroke and narrow cross-stroke. Straight cut. Very position sensitive; hold tip at ~90° from writing line. Cursive Italics for writing; Formal Italics for calligraphy.

STUB: Straight cut with mildly rounded corners. Smoother than Italic; less pronounced stroke differences. Easier to use than Oblique or Italic.

OBLIQUE: Broad stroke on the diagonal (upper-left-to-lower-right); line-width variation is subtle. Straight cut at 15°; Left Oblique is top right to lower left (except Parker).

To use an oblique/italic nib, rotate the pen to keep the flat edge fully on the paper.

Standard



Cut nib





Nib „*The nib shapes the handwriting.*" *All élysée solid gold nibs have an* **iridium tip** *which is resistent to wear and tear. In many steps of production the writing space is burnished and polished* **by hand**.

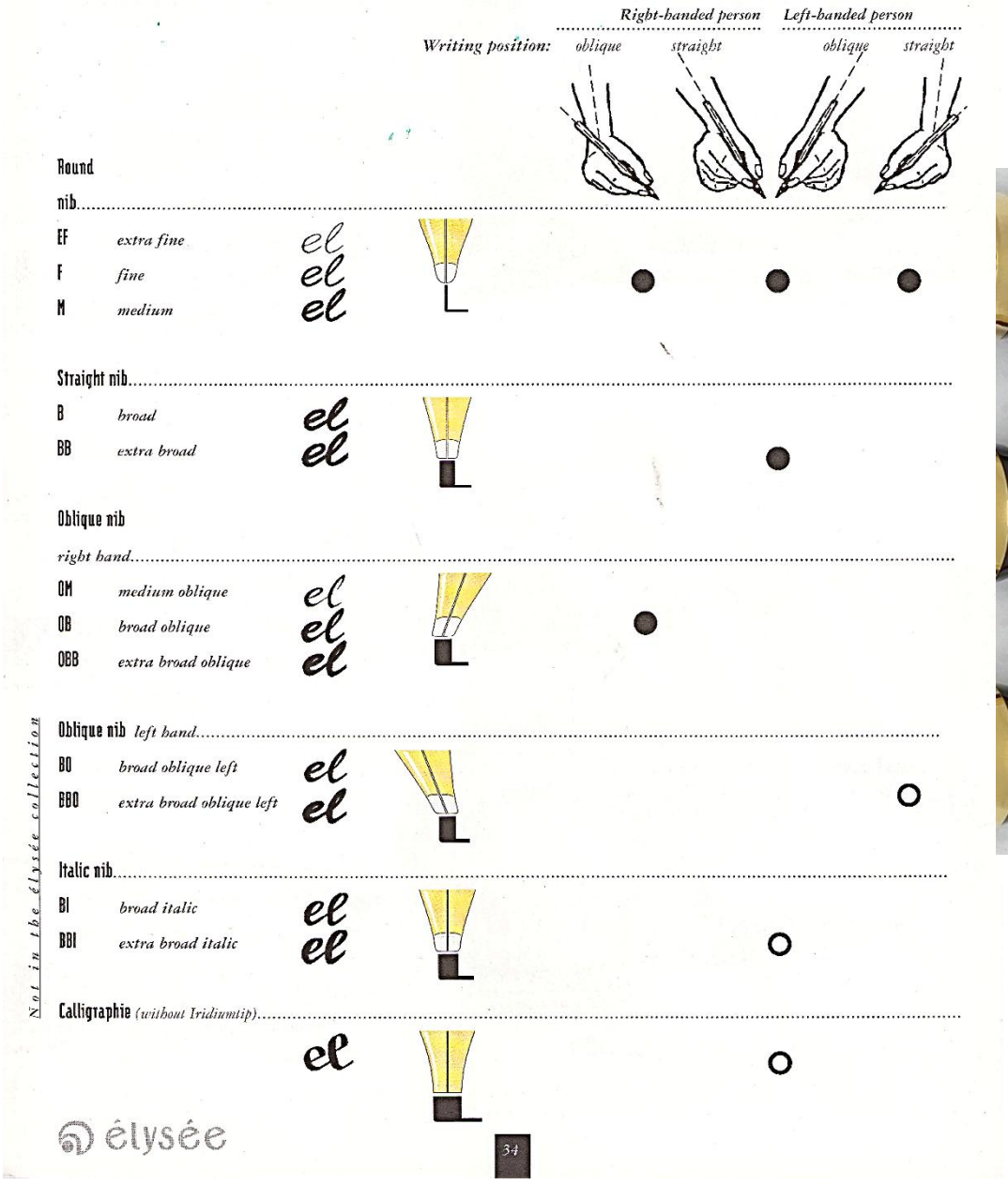

(photo by Sherman Lee)



Note: In the Staedtler era, Economy body nibs run finer than the Intermediate and Premium.



The writing quality is dependent on the open wing nib

3 quality features *of a fountain pen nib influence the writing quality*

1 *The swinging of the wings*
2 *The inner burnishing of the nib tip*
3 *The right choice of nib*

Swinging of the open wing nib

- *In general an open wing nib swings better than a standard nib.*
- *The solid gold nib is regarded considerably higher than a goldplated steel nib.*
- *Due to the flexibility of the nib, different pressures will create various line widths.*

The different line widths give the user their own personal character.

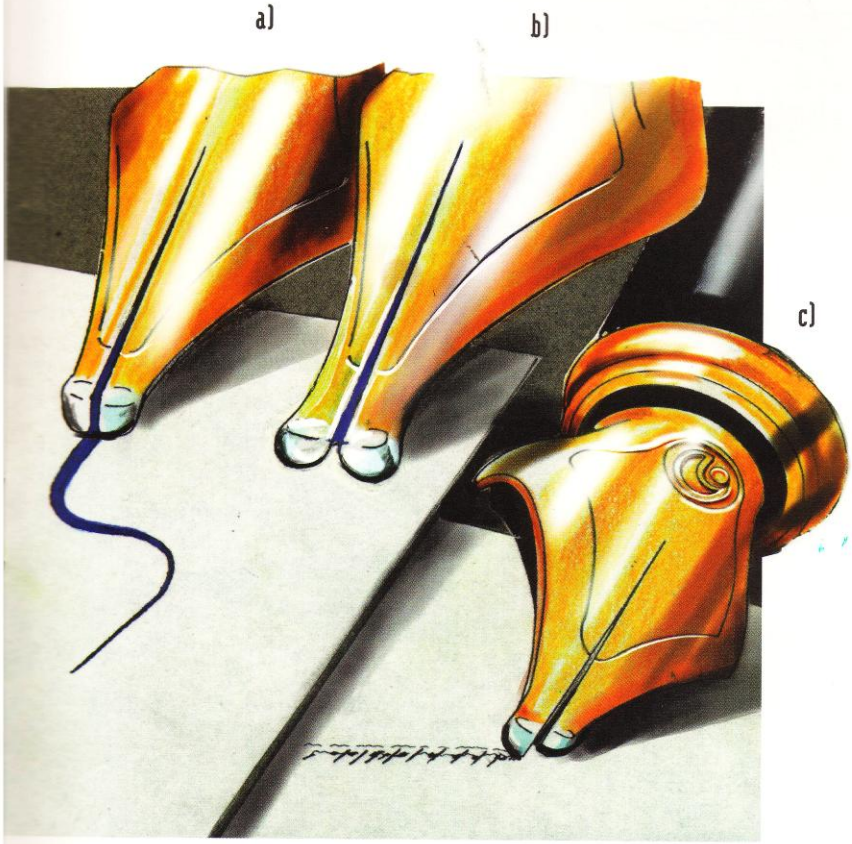

Influence of the nib's inner burnishing

a) *Ideal: When touching the paper the ink flows from the nib tip onto the paper.*
The inner radius is large enough to prevent scratching.

b) *Inner radius of the writing tip too large. The ink is caught in the back space of the nib and will not flow onto the paper. The ink flow is irregular when putting the nib onto the paper.*

c) *Inner radius of the writing tip too small. Nib tends to scratch.*

élysée

Nib Feeds

NORMAL SITUATION

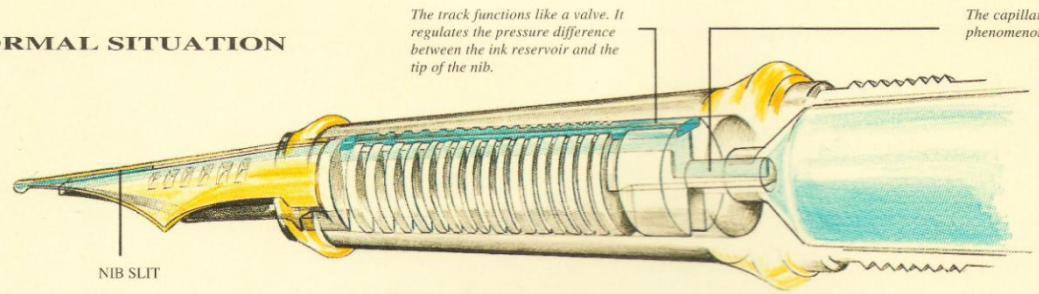

The ink is transported from the ink reservoir via the capillary channel to the tip of the nib.

AIR EXCHANGE

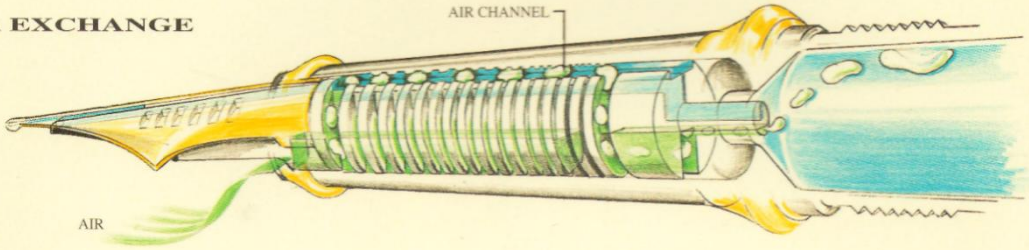

The reduction in pressure which occurs when ink is consumed is equalized when air flows in via the air and regulator channel.

EXCESS PRESSURE

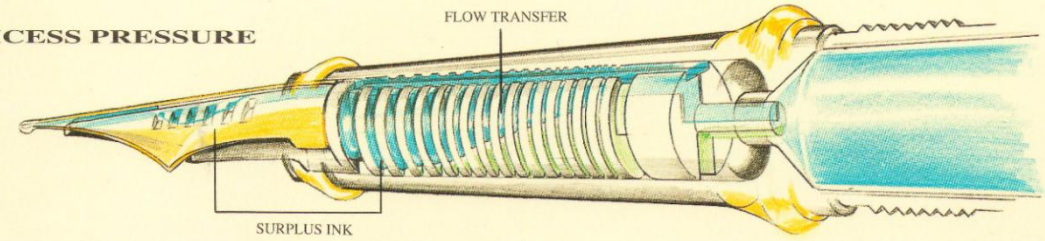

When excess pressure occurs in the ink reservoir - during flight, for example - it is prevented from leaking out by filling the gills with the spare ink.

The élysée ink feed system, the heart of the fountain pen, guarantees an optimum flow of ink. Precisely the same amount of ink flows **THE** *to the nib as is consumed in writing. Any excess of ink is held* **INK FEED SYSTEM** *back or returned to the cartridge converter.*

Gold imparts an enduring high lustre to the metal surface of the writing instrument. The gold plating is carried out electrochemically in three different layers.

- *18 Kt base layer with a high degree of adhesion*
- *22 Kt intermediate layer with a high degree of abrasion resistance*
- *24 Kt highly lustrous surface layer of pure gold*

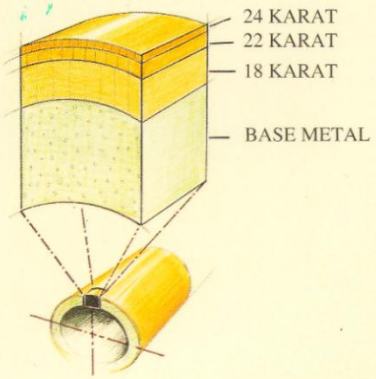

Ink Feed System

Normal situation. *At the moment the nib touches the paper, the ink feed system takes charge of and the ink flows.*

The track functions like a valve. It regulates the pressure difference between the ink reservoir and the tip of the nib.

The capillary channel. A phenomenon copied from nature. The ink is drawn through with prodigious power by means of hairbreadth 0.2 mm slits.



The ink is transported from the ink reservoir via the capillary channel to the tip of the nib - precisely the same amount of ink which is consumed in writing.

Air exchange

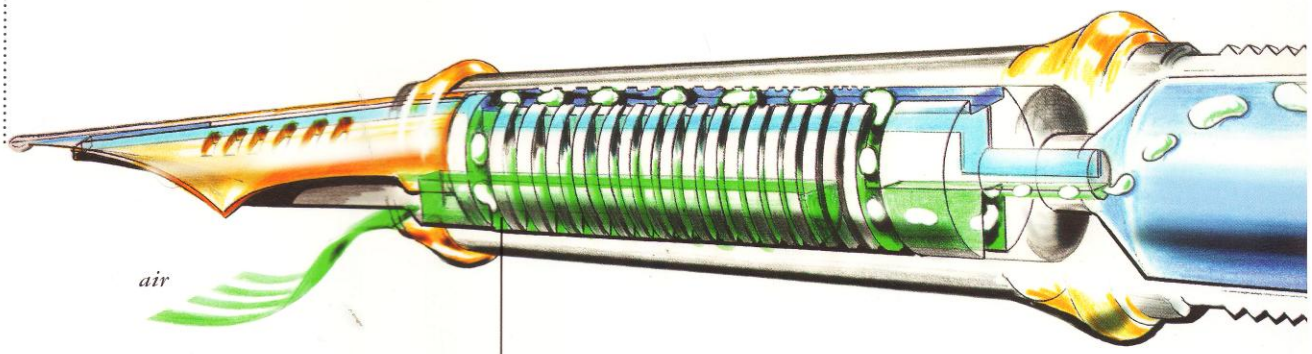

The reduction in pressure which occurs when ink is consumed is equalized when air flows in via the air and regulator channel.

Excess Pressure *When excess pressure occurs in the ink reservoir - during flight, for example - it is prevented from leaking out by filling the gills with the spare ink.*

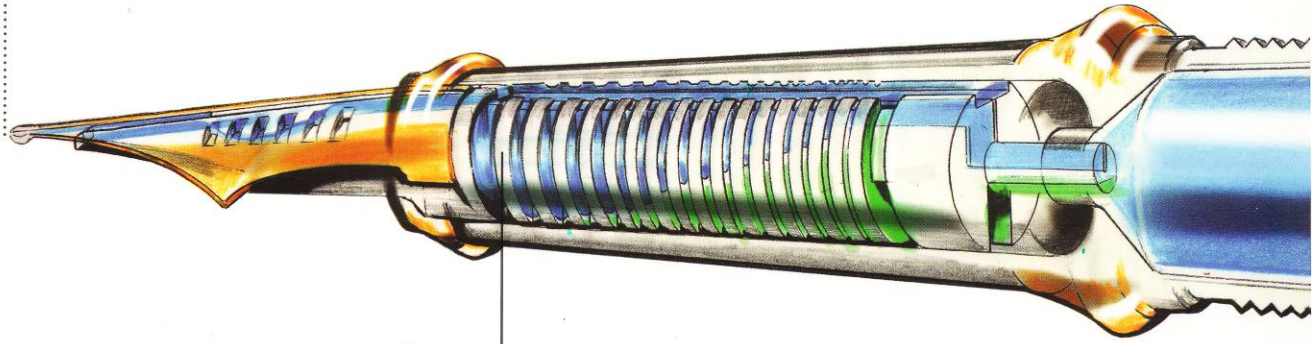

Any excess of ink is returned via the capillary channel to the ink reservoir, when pressure decreases.

élysée

Nib Construction

élysée

Wissenswertes über die Feder

(1)



a) b)

(2)

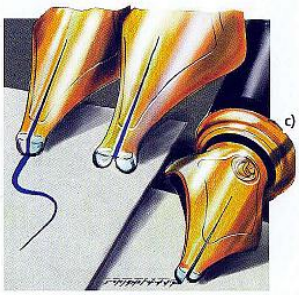

c)

„Die Feder macht die Schrift". Alle élysée-Massivgoldfedern besitzen eine verschleißbeständige Iridiumspitze. In einer Vielzahl von Arbeitsgängen wird die Schreibfläche von Hand angeschliffen und poliert. Drei Qualitätsmerkmale einer Füllhalterfeder beeinflussen die Schreibqualität:

1 Das Schwingverhalten der Seitenflügel
2 Der Innenschliff der Federspitze
3 Die richtige Federwahl

Schwingverhalten der Flügelfeder

- Grundsätzlich hat eine Flügelfeder ein besseres Schwingverhalten als eine Kastenfeder
- Die Massivgoldfeder wird im Schwingverhalten deutlich höher bewertet als eine goldplattierte Stahlfeder
- Druckbetontes Schreiben wird durch das Schwingverhalten der Feder ermöglicht
- Unterschiedlicher Schreibdruck gibt unterschiedliche Strichstärken bei Auf- und Abstrichen
- Diese unterschiedlichen Strichstärken geben jeder Handschrift ihren persönlichen Charakter

Einfluß des Innenschliffs der Füllhalterfeder

a) Ideal: Tinte springt von der Federspitze auf das Papier beim Berühren. Der Innenradius ist genügend groß: Flügel können nicht kratzen.

b) Zu großer Innenradius der Schreibspitze: Tinte befindet sich zu weit im Rückraum des Federschlitzes und kann nicht auf das Papier überspringen. Schlechter und unterbrochener Tintenfluß beim Ansetzen.

c) Zu geringer Innenradius der Schreibspitze: Feder neigt zum Kratzen.

Welche ist die richtige Feder für mich?

Runde Federspitze für Rechts- oder Linkshänder:



EF extra fein
F fein
M medium

Abgeschrägte Feder für Rechtshänder:



OM mittel oblige
OB breit oblige
OBB extra breit oblige

Gerade Federspitze für Rechts- oder Linkshänder mit schräger Schreibhaltung:

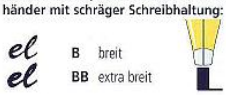

B breit
BB extra breit

Der qualifizierte Fachhandel hält alle Federn für Sie zum Ausprobieren bereit. Das Verkaufspersonal wird Ihnen gerne behilflich sein, die für Sie geeignete Feder auszuwählen.

élysée

Das Tintenleitsystem

Normalsituation. Erst wenn die Federspitze das Papier berührt, springt die Tinte über, der Tintenfluß beginnt und das Tintenleitsystem tritt in Funktion.

Die Reglerstrecke hat eine Ventilfunktion. In ihr wird der Druckunterschied zwischen Tintenbehälter und Federspitze reguliert.

Der Kapillarkanal. Ein aus der Natur bekanntes Phänomen. Durch haarfeine Schlitze von 0,2 mm wird die Tinte mit ungeheurer Kraft durchgezogen.

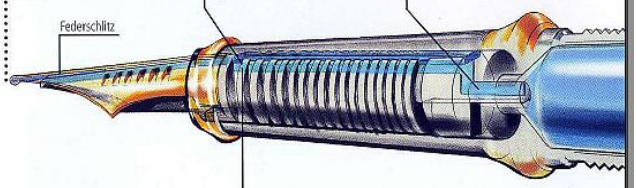

(3)

Die Tinte wird aus dem Tintenbehälter über den Kapillarkanal zur Federspitze transportiert. Immer exakt die Menge, die beim Schreiben verbraucht wird.

Luftaustausch

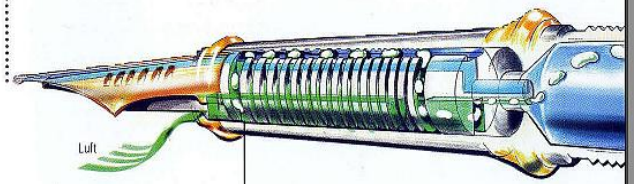

(4)

Unterdruck, der im Tintenbehälter durch Tintenverbrauch entsteht, wird durch einströmende Luft über Luft- und Reglerkanal ausgeglichen.

Überdruck. Bei Überdruck im Tintenbehälter (z.B. beim Fliegen) wird ein Auslaufen der Tinte durch Auffüllen der Lamellen mit überschüssiger Tinte verhindert.

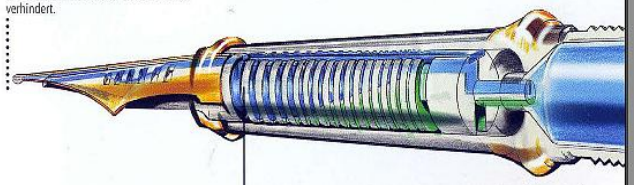

(5)

Baut sich der Überdruck im Tintenbehälter wieder ab, wird die Tinte über den Kapillarkanal zurück in den Tintenbehälter transportiert.

98

Nib sanded and polished by hand. The spring action is carefully calibrated .

(1) Proper gap:
   a) Ideal: ink jumps from the pen point to the paper. The inner radius is sufficiently large so as not to scratch.
   b) Too large inner radius of the writing tip: ink is too far in the back space of the spring slot and cannot jump the paper. Ink flow is broken while writing.
   c) Too small inner radius of the writing tip: spring tends to scratch.

(2) Fine capillary channel 0.2mm pulls ink strongly.

(3) Narrow tube in regulator acts as valve regulating pressure between ink and pen.

(4) Regulator includes air exchange: negative pressure in the ink container due to ink consumption is compensated by incoming air.

(5) At overpressure in the Ink container (e.g., when flying), the regulator temporarily absorbs excess ink until outside pressure falls back to normal.

Two-piece regulator
(photo by Sherman Lee)



Section pieces



Nib **Manufacturing of an 18 Kt solid gold nib**



1 *profile 18 Kt solid gold sheet*

2 *cutting solid piece*

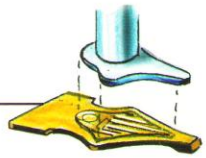

3 *stamping logo and 18 Kt 750*

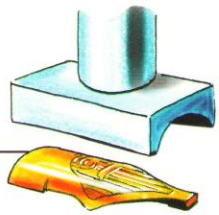

4 *bending the raw material*



5 *welding iridium tip*



6 *splitting the nib unit*

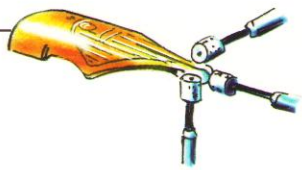

7 *burnishing the tip*

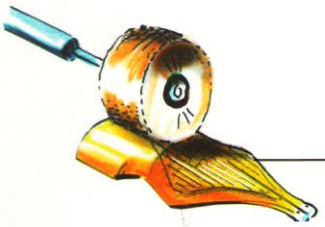

8 *polishing the nib*



9 *applying lacquer mask*

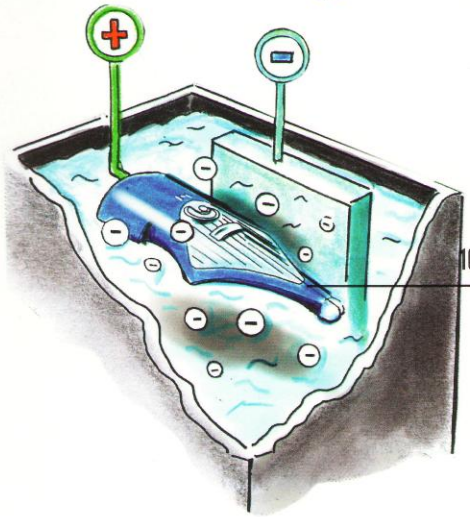

10 *selective platinum plating*



11 *finished nib*

Metals


Precious metals
platinum
Group platinum
approx.. 25.-DM/g
rhodium
palladium
iridium
approx.. 30.-DM/g
approx.. 10.-DM/g
approx... 8.-DM/g
Fine gold
1000/000
approx.. 30.-
Fine gold is very soft and cannot be processed for jewelry or other objects.
yellow gold
red gold
white gold
Corona Gold
alloy gold
alloy gold
750/000
or 18 Karat
Silver
copper
fine gold
alloy gold
585/000
or 14 Karat
alloy gold
500/000
or 12 Karat
fine gold
cobalt

Finishes

We regard élysée writing instruments as complete works of art. A harmonious meeting of the finest materials, perfect techniques, individual **THE** *manufacturing processes and exacting design. The superiority* **INDIVIDUALITY** *of these writing instruments is visible and tangible. Filigreed gold-* **OF** *plated attributes and enhanced surfaces transform élysée writing instruments* **ÉLYSÉE** *into items of jewelry that the owner will be proud of. Creative freedom and individuality shape the character of the élysée range.*

LAQUE INTARSIA

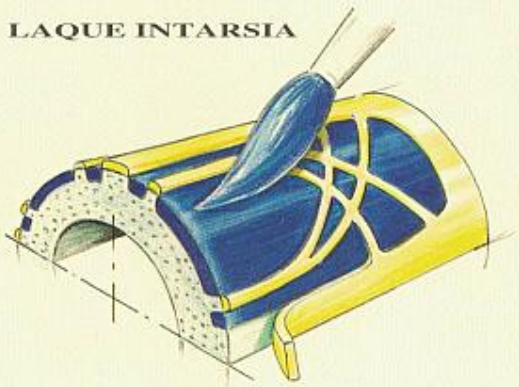

A Chinese tradition for thousands of years used in the design of beautiful objects. In this process, artistic designs that have been etched into the solid metal of the barrel or cap are inlaid with colored lacquers and thereafter the metal part is gold-plated. Chinese lacquer - the mysterious fascination of Far Eastern art.

BI-COLOUR

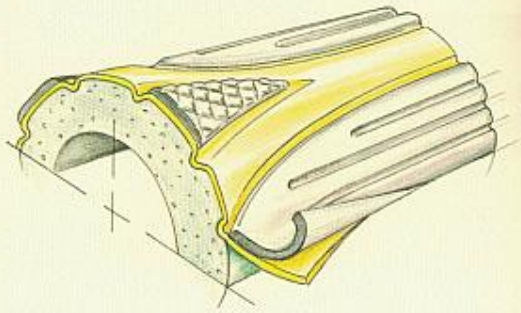

The lustrous filigree relief is cut from the metal body using diamonds. It is covered all over with a layer of gold and then enhanced in parts with platinum plating.

CORONA GOLD

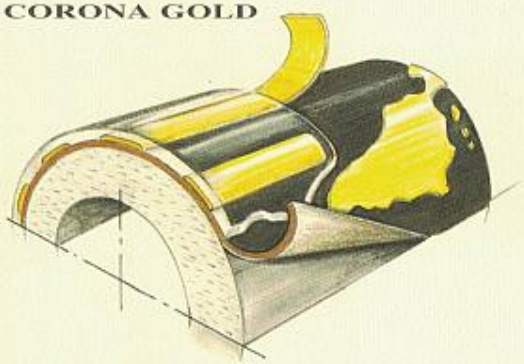

This unusual adornment is fashioned in the style of the black jewelry of Toledo. Motifs of 24 Karat yellow gold plate are applied to a layer of 12 Karat black gold which covers the body of the writing instrument. A traditional handicraft rediscovered for élysée writing instruments.

DAMASCENE

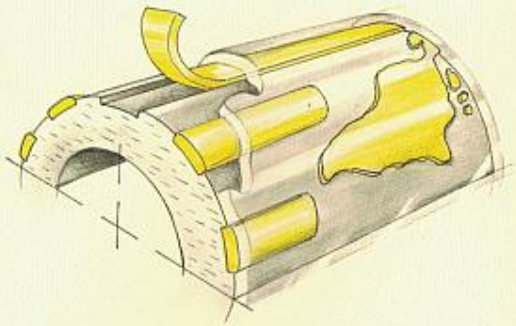

The traditional skill of Syrian armourers. Motifs, worked into the body of the writing instruments as indentations, are covered with 24 Karat yellow gold. Fine steel writing instruments are transformed into filigreed items of jewelry.

Precious metal-plating

Platinum. *One of the most expensive precious metals we know. When processed for jewelry it is only used as alloy metal (platinum - palladium) because it is easy to process.*

All three precious metals belong to the platinum group. **Rhodium**: *the decorative surface for writing instruments because of its cool, elegant colours.* **Palladium**: *Because of its resistance to wear and tear Platinplated writing instruments have an ever lasting shine.*
Iridium: *Its strength and durability makes it ideal for nib tips.*

999,98 gold *is extracted from the soil together with other minerals and ores. In a complicated procedure it is separated from all pollutions and melted in a fine gold bar.*

When melting i.e. in the liquid state, additional metals are alloyed into the fine gold. The features of the **gold change**: *It is harder and more abrasive than fine gold. It can adopt another colour.*

Alloy gold 750/000: *gold alloy for high-quality jewelry 1000 grams of 750/000 alloy gold consists of 750 grams - fine gold and 250 grams other metals such as copper or silver*

Alloy gold 585/000: *gold alloy for standard jewelry 1000 grams of 585/000 alloy gold consist of 585 grams - fine gold 415 grams other metals such as copper or silver*

Alloy gold 500/000 *and low alloy gold manufacturing jewelry out of such gold alloys is exceptional. It is mostly reasonably priced jewelry.*

Corona Gold: *An* élysée *development with 12 - 14 Kt fine gold combined with cobalt. The sensitive surface has to be protected with a transparent lacquer.*

Platinumplated



Heavy gold electroplated

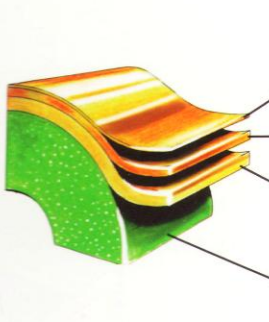

Gold electroplating:

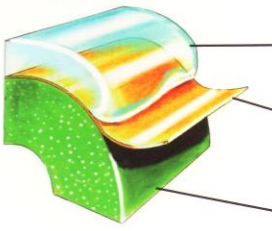

Corona Gold

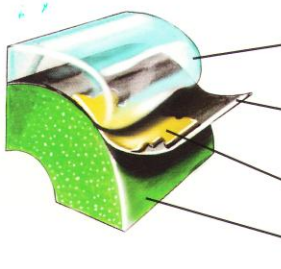

élysée

Goldplating

a) *In the cupping deep-drawing process the sheet brass is pulled out of the writing instrument body in about 6 steps.* b) *The writing instrument body is separated from the sheet bar. The hole for the refill is drilled.* c) *Any guilloche can be cut deeply into the brass element with a diamond.* d) *The writing instrument body is polished.* e) *The writing instrument body is put on a metal frame and goldplated with at least three different gold inlays in a sequence of different electroplating baths.*

18 Kt *adhering gold for a good combination of gold and brass*

22 Kt *abrasion.The extremely non-abrasive gold layer guarantees the quality of the writing instruments.*

24 Kt *Consistence in colour. The purity of the gold guarantees absolutely the same gold colour for all parts and writing instruments of a serie. The last stage of production is goldplating which is extremely advantageous.*

Advantages

- *The guilloche can be cut deeply into the writing instrument body - unlimited possibilities of design -*
- *All parts of the writing instrument body are goldplated, inner space, hole for refill, end of tube - no oxidation possible - No disturbing of the gold skin during production*

Disadavantages

In the beginning the electrogalvanic gold plating procedure was not yet mature

result:

- *different thicknesses of goldlayers*
- *no good abrasion because of gold inlay*
- *no stability of colours*
- *no good adhering qualities*

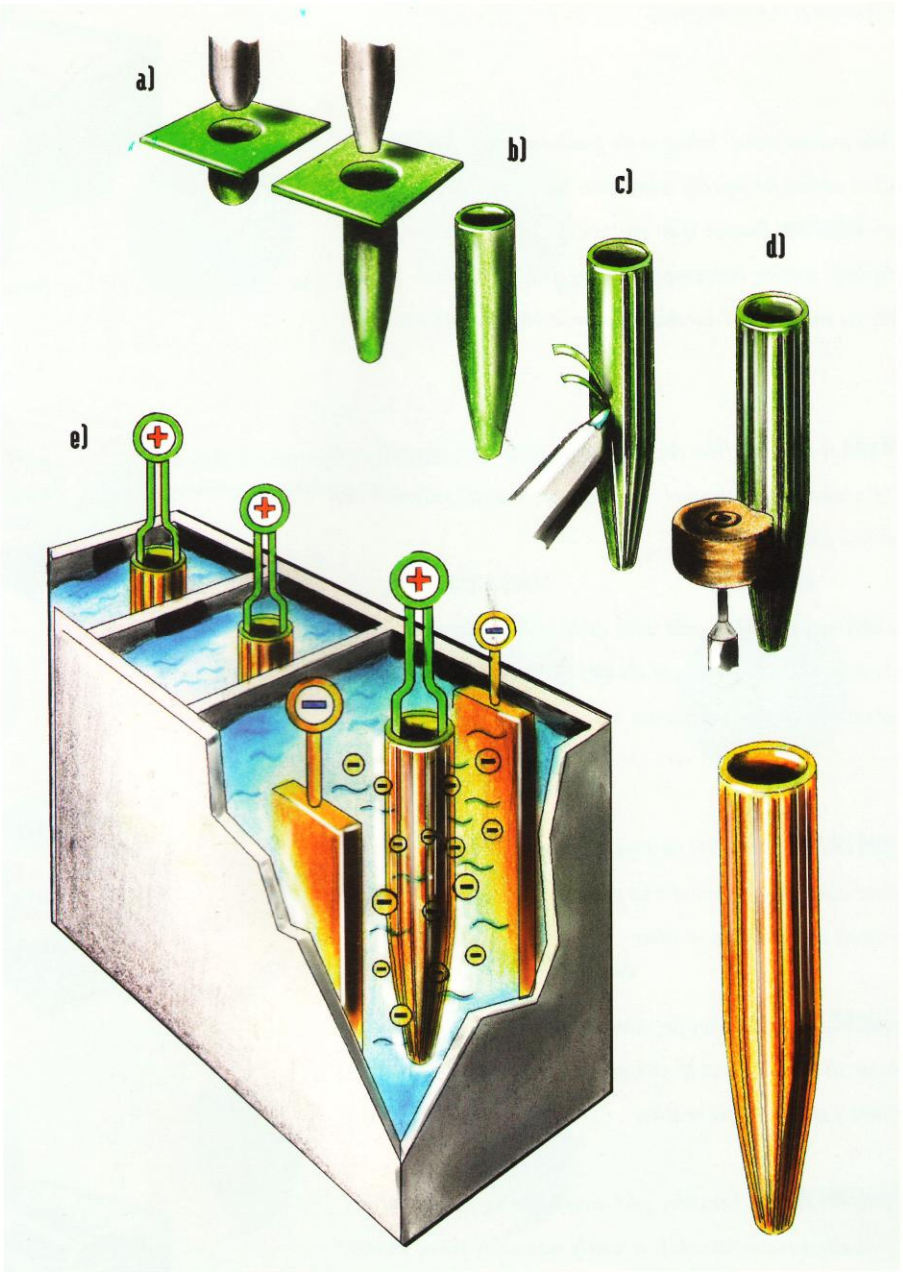

Today the electrogalvanic gold plating is an industry which immensely expands for all kinds of products from the push-rod of the car to the goldplated watch. During the last few years the electrogalvanic procedure made a significant progress in quality according to the importance.

Advantages of today's goldelectroplating: *Constant thickness of the gold layer* ▌ *High abrasion* ▌ *No peeling off* ▌ *High stability of colours.*

Rolled Gold

a) *In the hot-pressing-welding-process a thin gold sheet is connected with a thick block of brass.* b) *Pressing power approx. 200 tons, Temperature approx. 850 C* c) *The double block developed is pressed from 30 mm to 0.25 mm in several steps of production.* d) *In the cupping deep-drawing process the double block is pulled out of the writing instrument body in about 6 steps.* e) *The writing instrument body is separated from the sheet bar. The hole for the refill is drilled.* f) *The fine guilloche is pressed into the gold skin by means of a diamond.* g) *The writing instrument body is polished*

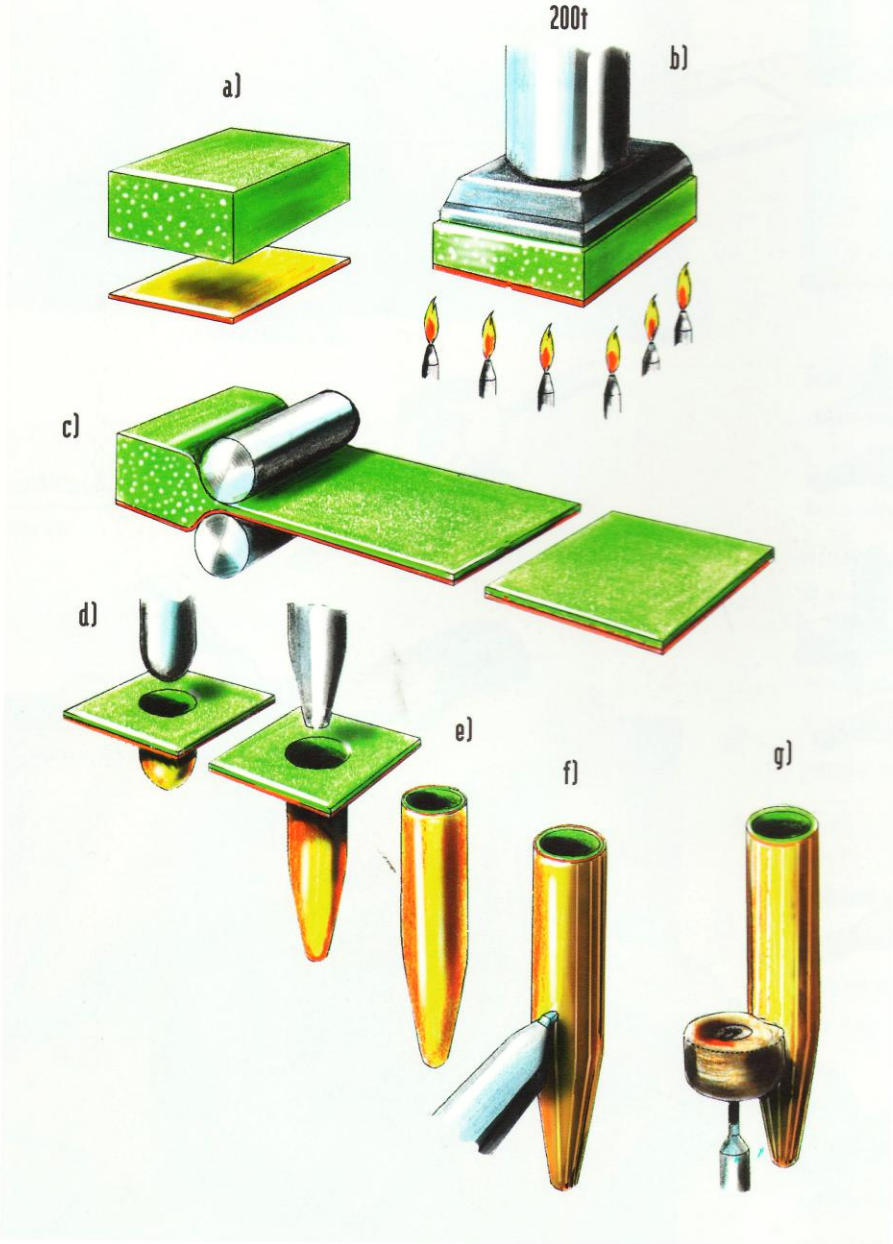

Advantages

- *Because of the long procedure of processing from a thick metal sheet to a thin metal sheet the gold structure is getting extremely dense*
- *Gold does not peel off*
- *Good abrasion*
- *Thickness of the gold layer can be chosen freely*
- *Any quality of gold alloy (karat) is possible*

Disadvantages

- *The slightest mechanical damage during the production of the writing insturment body destroys the gold layer*
- *The inner space of the writing instrument body and the cutting site of processing, end of tube and hole of clip are without gold layer i.e. danger of oxidisation*
- *Regarding the indentation procedure only very fine guilloche and surface decorations are possible*
- *Very limited possibilities of creation*
- *Gold layer must not be damaged*
- *Polishing is the last step*
- *Gold is polished away when treated improperly*

élysée

Cloisonné

Chinese Lacquer process had several steps: The first was engraving the pen body, or attaching wires, creating impressions that would later be filled with Lacquer. The Lacquer is then inlayed into these impressions, and the surface is polished smooth and flush. Once completely smooth, the exposed metal is plated.



Cloisonné is fairly rare on fine pens, though it can be found on many inexpensive pens from China. élysée extensively used this technique on its high-end pens, with many interesting patterns and designs.

The cloisonné technique is the signature look of élysée's Vernissage series of Limited-Edition pens, as well as some other high-end models.



Create the filigree: Early cloisonné was made from a base of red copper and later pure copper, which was chosen because it is easily hammered, stretched and shaped as needed. At élysée, after the pen base is created; copper wire (thin or wide) or other shapes are soldered onto it to create the outline of the design.

Lacquer/enamel filling: After cleaning, enamel is flowed into the compartments formed by the wires. The object is then kiln fired; after each firing, some enamel will need to be added to each compartment as it compacts and hardens. This “enamel firing” process is repeated until the surface is completely even.

Polish: Polishing is done in steps, from coarse to fine with different materials, including emery, whetstone, and hard carbon. Some firing may be done after each polishing step. This will continue until the entire surface is uniform and smooth.

Plate exposed metal: The last step is gilding, where the exposed copper is plated with platinum, gold, or silver.

Finally, a clear-coat is applied.

Source: http://penhero.com/PenGallery/Élysée/ÉlyséeCloisonne.htm

BOXES



Vernissage-Box 1340 with turnable inlay for 1 or 2 writing instruments



Big Jewel Case 1305 with turnable inlay for 1 or 2 writing instruments



Medium Jewel Case 1308 for 1 or 2 writing instruments



Small Jewel Case 1307 for 1 or 2 writing instruments



Streamline-Tube 1104 (available in different coloured rings)

In Italian


Certificato di Garanzia
Il suo strumento di scrittura élysée è garantito contro ogni difetto di materiale e di fabbricazione in quanto, prima di essere assemblato, viene sottoposto a numerosi e severi controlli in ogni sua parte. Per qualunque imperfezione di questo genere la sua penna verrà riparata o sostituita gratuitamente. Sono esclusi dalla garanzia i danni causati da un uso improprio dello strumento.
élysée
FOR ELEGANCE


A Pforzheim, il più grande centro dell'industria orafa tedesca, élysée produce i suoi gioielli per la scrittura. La preziosa foggia plasmata dagli orafi ed usata per l'incastonatura dei diamanti crea lo stile inconfondibile élysée.
L'esemplare élysée che Lei ora possiede appartiene alla linea Laque Leather, la linea dedicata a chi ama la lacca nella sua serica luminescenza. élysée ha voluto trasferire in queste penne-gioiello l'eleganza della natura, riproducendo l'effetto pelle, in diverse espressioni cromatiche. L'intensità del risultato scaturisce in una incomparabile sensazione di morbidezza.
I particolari processi di applicazione, di fissaggio e protezione della lacca, garantiscono un'inalterabile durata nel tempo mentre il design calibrato, i dettagli preziosi delle rifiniture placcate oro ed il perfetto bilanciamento dello strumento sono testimonianza della tecnica di precisione presente in ogni modello.
Il glamour di nobili accessori.
Jewelry That Writes


3105
3104
3103
2901
1101
1201
1203
1301
élysée
86


élysée
www.todocoleccion.net


élysée for elegance
9E LR 1240
élysée for elegance
9E LR 1241
élysée for elegance
9E LR 1236
élysée for elegance
élysée for elegance
9E LR 1333
89/90

dummert era (photos by Martin Fisher)

Leather (70/80-Line)





Plastic (70-Line)





Metal Flocked (70-Line)





Metal Flocked





Metal (50/60-Line)





Plastic (50/60-Line)





Plastic with curve (photo by Sherman Lee)



Staedtler era (photos by Martin Fisher)

Flocked





Leather (black / gray)















Mid-1990s (note upside-down printing when box is opened)

SALES AIDS

Cases







Plastic case, brown with clear cover

Display tray with demo felt pad as cover √







(photo by Sherman Lee)



Displays

Large cardboard store display
(photo by the late Michael Case and Sherman Lee)

Dimensions: 7.5x15.75" (19.2x40cm).
Note the pens laid on it for a perspective on size.

Image came from 1992 brochure.



Promotional cardboard countertop stand ((30 x 17 cm) √



Retail display (photo by Sherman Lee)



"We loved selling the élysée range of pens because they were manufactured to such a high quality; and they offered versatility in that the Ballpoint pens could be converted to Pencils, and Fountain Pens could be converted to Rollerballs.

"The only problem we used to encounter was that the plastic grip on the premium range of fountain pens would come un-glued and start to rotate, making it difficult to undo the nib section from the barrel. It was a shame that the élysée nib section was bonded and could not be dismantled to rectify this."

Mike Lewandowski, Signatures of York

ACCESSORIES

Laque Lapis Letter opener √



Satiné Letter Opener (photo by Martin Fisher)



Edition #2 Pin √





Ink





Leather carrying case







Wallet (to open, slide up and bend back; reveals pens, then flip open for credit cards) √







Pouches



PROMOTIONALS

F1 EMBLEME – CLIP EMBLEMS



LINIE: LINE	50 STEEL CT	50 STEEL GT	50 TITAN	50 BLACK	60 DYNAMIC STEEL CT	60 DYNAMIC STEEL GT
	50 0105	50 0106	50 0601	50 5102	62 0302	62 0401
	51 0105	51 0106	51 0601	51 5102	63 0302	63 0401
	–	–	–	–	66 0302	66 0401
	–	–	–	–	69 0302	69 0401

F2 EMBLEME – CLIP EMBLEMS



LINIE: LINE	60 DYNAMIC BLACK	60 CAPRICE MARINE	60 CAPRICE BORDEAUX	60 CAPRICE PEARL	60 GLOBE TROTTER	60 BARLEYCORN GOLDPLATED
	62 6303	62 6004	62 6104	62 6504	62 4306	62 1030
	63 6303	63 6004	63 6104	63 6504	63 4306	63 1030
	66 6303	66 6004	66 6104	66 6504	66 4306	66 1030
	69 6303	69 6004	69 6104	69 6504	69 4306	69 1030

F3 EMBLEME – CLIP EMBLEMS



LINIE: LINE	70			80		90		
	(34) L. COBRA	(35) L. ELYSEE	(36) L. BROWN	(37) L. LAPIS	(38) L. ONYX	(39) (41) BARLEY C.	(40) LINE D'OR	
	72 5930	72 4330	72 4930	82 5538	82 5738	92 4501	92 3301	
	73 5930	73 4330	73 4930	83 5538	83 5738	93 4501	93 3301	
	76 5930	76 4330	76 4930	86 5538	86 5738	96 4501	96 3301	
	79 5930	79 4330	79 4930	89 5538	89 5738	99 4501	99 3301	

F4 EMBLEME – BEISPIELE UND STANDARDBUTTON – EXAMPLES AND STOCK EMBLEM SHAPES

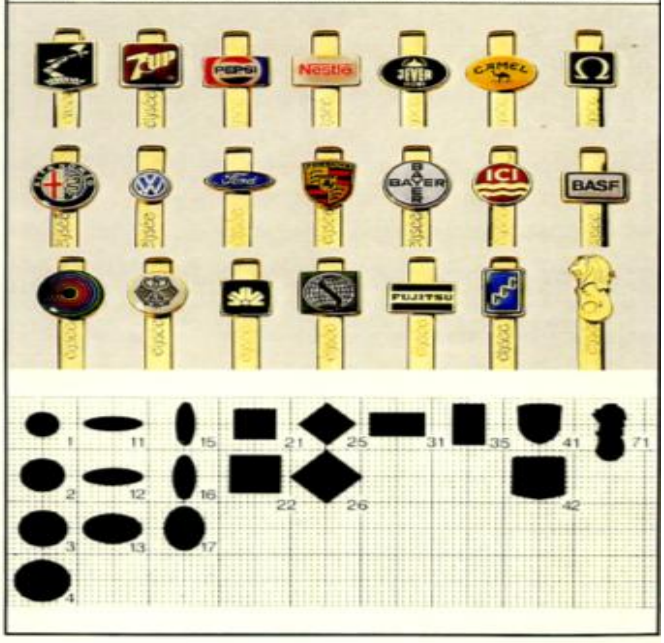

B *BUTTON*
Metall geprägt, farbig emailliert.
Gestaltung:
70-Linie in Kappe, rund.
Alle anderen Modelle, ausgenommen Minipen, am Klip variable Formen möglich.

BUTTON
metal stamped, enamelled in various colours.
The 70-line button is placed in cap, round only, whereas the buttons of all other models except mini-pen, are available in different shapes and placed on clip.



F *DAMASCENE*
Filigrane
mit 24 kt Goldeinlage, Ihr Schriftzug oder Firmenzeichen in die Oberfläche eingelegt, exklusiv und einzigartig.

DAMASCENE
filigree with 24 kt gold inlay, your company's logo, inlayed in surface, exclusive and unique.

G *GRAVUR*
Auf Gehäuse oder Klip.
Schriften: Block- und Kursiv.

ENGRAVING
on cap, barrel or clip, capital and cursive letters are possible.



D *FARBDRUCKE*
Auf Gehäuse und Klip, ein- und mehrfarbig.
Mit einem schützenden Lacküberzug für dauerhafte und abriebfeste Werbung.

SCREEN
on cap, barrel and clip, in one and more colours, with protective lacquer for resistent and non-abrasive advertising purposes.

W *NOTIZBLOCK*
Zur Aufnahme eines Schreibgerätes Ihrer Wahl. Ein exklusiver Werbeträger mit hohem Gebrauchswert. Alle Innen- und Außenseiten können individuell bedruckt werden.

NOTE-BLOCK
pen can be placed inside of block. An excellent advertising gift, printable on cover, sheets and out sides, according to your wishes.


élysée
for elegance

√


Ford
'92
Nestlé
MARTELL
élysée
advertising gifts


Mercedes-Benz
élysée
Mercedes-Benz



1991 Parthenon Laque Classique Private Editions

Same as standard, but additional gold lines and Hörmann Group (doors) logo and “FEB” (unknown logo). {1.0oz} M









PRIVATE LABEL

élysée manufactured pens for multiple other companies.
One example is luxury fashion-brand Aigner in Munich. This example was based on the 80-Line Rolled Gold.



70 Line
Classique Gold



MARK CROSS 1845

70 Line
Line
Black

early



Matte
Laque Lapis
clip





80

BOOK BY ÉLYSÉE (1982)



WRITING DEVICES	Ink pen
	Pencil
	Cartridge
	Nib
	Electroplating
	Ballpoint

Timeline * Graphite * Filler types * Writing systems
Ink feed system * Piston converter * Pressure equalization * Gold nib * Ink * Strong stroke
Ink colors * Laquers * Finishes
Lead * Silver * Precious metals * Engraving * Polishing
Guilloché engraving * Silver plating * Gold
Hardness table * Logo * Clip * Overpressure reservoir * Diamond cutting

Impressum:
Herausgeber: R. Dummert GmbH & Co. KG, Ispringer Straße 1–3, 7530 Pforzheim
Gesamtgestaltung: studioform diesner + rohm, 7530 Pforzheim
Grafik: Jürgen Keller, Edith Ling
Satz: G + K Fotosatz GmbH, 7530 Pforzheim
Druck: Druckerei Appl, 7530 Pforzheim
Copyright: R. Dummert GmbH & Co. KG 1982

Alle Angaben nach bestem Wissen ohne rechtliche Verbindlichkeit.

Printed in W.-Germany '82 1. Auflage

SUPPLIES

Fountain Pen:

Cartridges: Standard cartridges work fine. But color choices are limited. They're more expensive. And it's more difficult to clean a pen when you want to put it away for storage. Keeping a spare in the pen helps hold the cartridge in place.

Converter: Press-in.





Schmidt K5 (better) / K2 (slimmer 7.8mm)

Also: Monteverde, Charles Hubert, Montegrappa.

NOT: Jinhao, bluRAFFIA (insufficient shoulder length)

dummert 50/60/70/80 Lines: 73.3mm

If it's too long (to the shoulder), you will feel the spring push back as you screw the body on and it will eject the ink as you screw the body off.

Rosetta Ohto (70mm)

Manuscript (69.9mm)

For Staedtler era, Rosetta Ohto can be used with ¼" shrink wrap if you'd like a tighter body fit. However, it won't engage the spring and risks working loose.



You can modify a converter that's too long by carefully cutting away some of the sheathing (but not the threads); length from bottom to cut 73mm.



Some converters can be disassembled for cleaning (if they develop a leak around the plunger).



Ink:

Avoid corrosive formulations. Examples to *avoid*:

- Noodler's Baystate Blue
- Montblanc Black
- Diamine Teal

Rollerball: 110.8mm.
Called “Rolling Ball” or “Rollingball” except in UK/US markets.

“Novoball” or “Micro Ball” is an EF rollerball refill.

Examples:

Cross 8523/1120
Parker
Pentel LR (don’t fit some dummert, too wide where ball section bonded to ink-tube)
Pilot G2 / LG2RF-8F / BLS-G2-7
Schneider 850-05
Schmidt 888 (scratchy) / 5888 (original élysée)
Uniball UMR 87
Waterman Roller Pointe metal (doesn’t smear, good flow) (photo by Martin Fisher)







Ballpoint: Parker-compatible 98mm (élysée branded looks identical), eg Parker Quink Gel

Spring: 17-25mm long (short works better if doesn’t want to retract), 4mm/0.16” OD.

Same for all models (dummert and Staedtler eras) except Mini. (photo by Martin Fisher)





Mini Pen refill (107mm)



Pencil mechanism: Same for all models (dummert and Staedtler eras) except Streamline.
Lead size 0.5 or 0.7mm (Streamline 0.5mm only). (photos by Sherman Lee)



Streamline

Leads



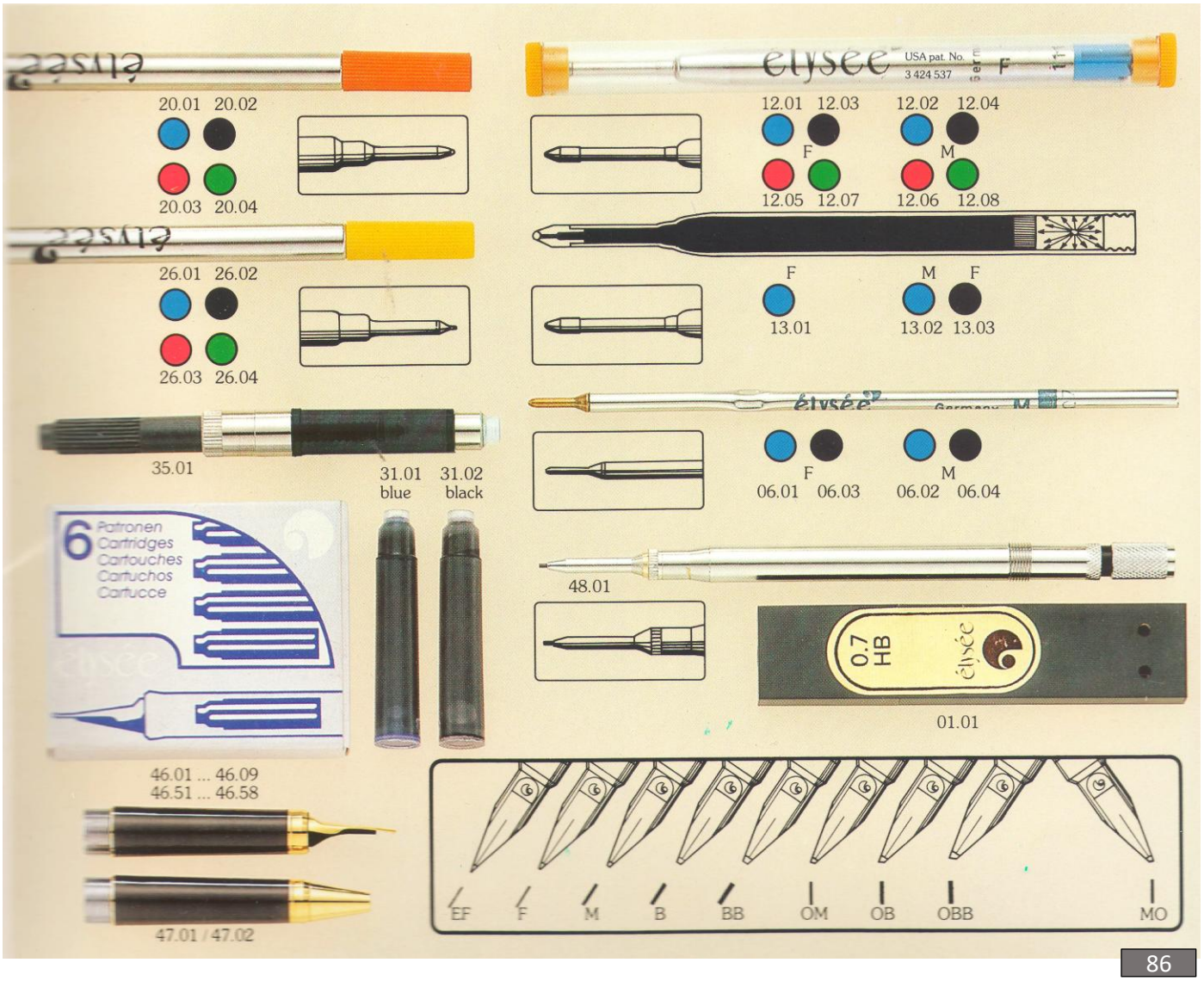
20.01 20.02
20.03 20.04
26.01 26.02
26.03 26.04
35.01
31.01 blue
31.02 black
6 Patronen Cartridges Cartouches Cartuchos Cartucce
46.01 ... 46.09
46.51 ... 46.58
47.01 / 47.02
USA pat. No. 3 424 537
12.01 12.03
12.02 12.04
F
M
12.05 12.07
12.06 12.08
F
M F
13.01
13.02 13.03
F
M
06.01 06.03
06.02 06.04
48.01
0.7 HB
01.01
EF F M B BB OM OB OBB MO

86

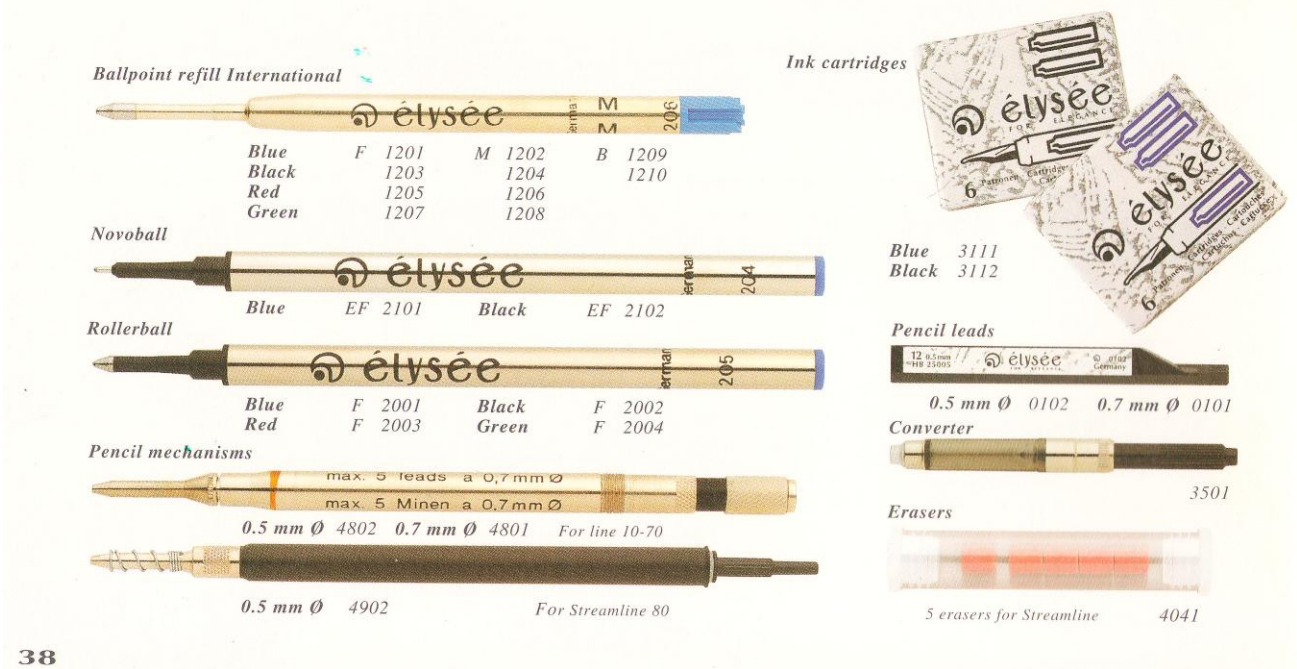
Ballpoint refill International
Blue F 1201 M 1202 B 1209
Black 1203 1204 1210
Red 1205 1206
Green 1207 1208
Novoball
Blue EF 2101 Black EF 2102
Rollerball
Blue F 2001 Black F 2002
Red F 2003 Green F 2004
Pencil mechanisms
max. 5 leads a 0,7 mm Ø
max. 5 Minen a 0,7 mm Ø
0.5 mm Ø 4802 0.7 mm Ø 4801 For line 10-70
0.5 mm Ø 4902 For Streamline 80
Ink cartridges
Blue 3111
Black 3112
Pencil leads
0.5 mm Ø 0102 0.7 mm Ø 0101
Converter
3501
Erasers
5 erasers for Streamline 4041

38

95

FOUNTAIN PEN CARE

Cleaning (with converter)

1. Remove body from section.
2. Discard any ink in converter by holding it over the sink (or ink bottle) and unscrewing converter.
3. Hold nib under running cold water until it runs clear. Let water flow up into section as you do so.
4. If ink is dried inside: Fill small jar with cold water and generous splash of ammonia. Draw solution into converter and let nib soak in jar for no more than one hour (ammonia can dissolve gold plating).
5. Hold nib under running cold water and draw water into and out of converter until it comes out clear.
6. Dry with a paper towel. Let it sit with cap off until dry before filling.

(Do *not* use ultrasound. It removes the plating and lacquer finish.)

Inking (with cartridge)

- A spare cartridge should be inserted into the body; it will help to hold the active cartridge in place.

Inking (with converter)

- General: Screw in to draw ink in, out to expel ink. Always hold by top of converter with one hand while operating the screw with the other hand; you do not want converter to spin in section (the black part holding the nib), and that connection between converter and section is delicate.
- Have ready: Ink bottle, paper towels, latex gloves, a small plate/pan on which to place the ink bottle.
- Procedure:
    1. Remove body from section. Watch base of feeder (back of nib) to be sure it's not pumping ink out while unscrewing the body. Remember, the connection between the converter and the section is delicate. Place the three pieces (cap, body, section with converter) on a clean paper towel.
    2. Put on latex gloves.
    3. Put ink bottle on plate/pan to protect countertop. Open the bottle.
    4. Hold nib over ink bottle pointing upward at 45° so any air rises into nib. Unscrew converter all the way (or until no bubbles emerge from section at the bottom of the feeder, back of the nib).
    5. Submerge nib and section up to black part (which you hold while writing) so that you don't draw air in. Gently shake off any bubbles.
    6. Screw converter all the way in to draw ink in. Remove from ink bottle.
    7. With nib pointing down, if you see a bubble of air at the top of the converter, then go back to step 4.
    8. Holding section by threads (not converter), gently wipe off nib and section, treating the converter-section joint as delicate.
    9. Cap and put away the ink bottle.
    10. Remove the latex gloves.
    11. Reinstall section into body (with gloves off so as to avoid getting ink from gloves onto the body).
    12. Clean nib and feeder (back of nib) gently but thoroughly with paper towel folded at least twice (to protect your fingers from the ink); don't be afraid of wasting ink.

Use

- When you remove the cap, do **not** place it on the end of the body. That eventually causes a ring on the body, and weakens the inner cap liner.
- Fountain pens are meant to be used. If you don't plan to use a pen for a few weeks, clean it before putting it away. For occasional-use pens, rollerball is a better choice.
- In your pocket, purse, or storage place, when a pen is inked, keep the nib up if possible, or horizontal (for short periods like a day or two), but never pointing down.
- If the pen doesn't write or skips at first: With nib pointing up, unscrew the converter slowly until you see ink just emerge from the section at the bottom of the nib. Screw converter in a quarter turn to draw that excess ink back in. Clean nib well with paper towel folded twice; don't be afraid of wasting ink. If that doesn't work, clean it (see above). If that still doesn't work, the nib may need adjustment (tines too wide).
- On airplanes, have a paper napkin ready to clean the nib and feeder before first use in case ink has flowed out due to low air pressure. (Cheap fountain pens are not to be taken on airplanes.)
- For cleaning the body, I like Sunshine jewelry polishing cloths (impregnated with micro-abrasives). I use yellow for corrosion, and blue for periodic cleaning.



élysée

Guide 95/96

